



**ΝΕΑ ΣΥΝΕΡΓΑΣΙΑ RECMAR**

**ENGINE SPARE PARTS**

**VOLVO-YANMAR-MERCUISER**

**ΤΗΛΕΦΩΝΟ: 210 4819684**


**EMAIL: [pantos.tckmarine@gmail.com](mailto:pantos.tckmarine@gmail.com)  
[k.efstathiadis@tckemporonaftiliaki.gr](mailto:k.efstathiadis@tckemporonaftiliaki.gr)**

**RECAMBIOS  
MARINOS**

# MERCUISER VOLVO OMC YANMAR

OUT-INBOARD • INTRA-FUERABORDA  
ENTRO-FUORIBORDO • IN-BORD HORS-BORD

2025  
2026



[www.recambiosmarinos.es](http://www.recambiosmarinos.es)


MOD.	CYL	SERIAL SERIE SERIE	INJECTOR INYECTOR INNIETTORE INJECTEUR	KIT	IAC	TPS	REGULATOR PRESSURE REGULADOR PRESION REGOLATORE PRESSIONE REGULATEUR		MAP	KNOCK PICADO BATTITO CLIQUETIS	AIR TEMP. TEMP. AIRE TEMP. ARIA TEMP. AIRE	
							RAIL	COOLER				
7.4L MPI MIE (L29)	454/V8	1997	OL010003-OL674613	REC802632T	REC9-33304	REC3843751	REC8M0125617	REC802630T01	REC861126A1	REC861249A1	REC8M0077616	REC805223T
7.4LX TBI	454/V8	1998-01	OF820000-OK999999			REC3855194	REC8M0125617		REC807952A1	REC3850396	REC8M0077616	
7.4LX MPI	454/V8	1996-97	OF602010-OK147349		REC9-33303	REC3855194	REC8M0125617	REC805227A1		REC3850396	REC8M0077616	REC805223T
	454/V8	1996	OK147350-OK999999		REC9-33303	REC3855194	REC8M0125617	REC805227A1	REC860349A1	REC3850396	REC8M0077616	REC805223T
496 MAG	496/V8	1997	OM025000-OW059999	REC881693002		REC862998	REC853678T	REC802630T01	REC861126A1			
	496/V8	2001-04	OW060000+	REC881693002		REC862998	REC853678T	N.S.S.	REC892681	REC8M0054726		
496 MAG DTS	496/V8	2004-07	OM025000-OW059999	REC881693002				REC802630T01	REC861126A1			
	496/V8	2001-04	OW060000+	REC881693002				N.S.S.		REC8M0054726		
496 MAG HO	496/V8	2004-07	OM025000-OW059999	REC881693002		REC862998	REC853678T	REC802630T01	REC861126A1			REC805223T
	496/V8	2001-04	OW060000+	REC881693002		REC862998	REC853678T	N.S.S.		REC8M0054726		REC805223T
496 MAG HO DTS	496/V8	2004-07	OM025000-OW059999	REC881693002				REC802630T01	REC861126A1			REC805223T
	496/V8	2001-04	OW060000+	REC881693002				N.S.S.		REC8M0054726		REC805223T
8.1L MIE	496/V8	2004-07	OM026000-OW059999	REC881693002		REC862998	REC853678T	REC802630T01	REC861126A1			REC805223T
	496/V8	2001-04	OW090000+	REC881693002		REC862998	REC853678T	N.S.S.	REC892681	REC8M0054726		REC805223T
8.1L HO MIE	496/V8	2004-07	OM026000-OW089999	REC881693002		REC862998	REC853678T	REC802630T01	REC861126A1			REC805223T
	496/V8	2001-04	OW090000+	REC881693002		REC862998	REC853678T	N.S.S.	REC892681	REC8M0054726		REC805223T
500 EFI	502/V8	2004-07	OL001477+		REC9-33304	REC3855194		REC849899	REC861126A1	REC3850396	REC8M0077616	
	502/V8	1999-05	OD840650-OK147349		REC9-33303	REC3855194	REC8M0125617	REC805227A1		REC3850396	REC8M0077616	
502 MAG MPI	502/V8	1993-96	OK147350-OL085432		REC9-33303	REC3855194	REC8M0125617	REC805227A1	REC860349A1	REC3850396	REC8M0077616	REC805223T
	502/V8	1997-98	OL085432-OM024999		REC9-33302	REC3855194	REC8M0125617		REC861126A1	REC3850396	REC8M0077616	REC805223T
525 EFI	502/V8	1999-01	OM900146+		REC9-33303		REC8M0125617		REC861126A1	REC854445		
575 SCI	502/V8	2003-07	OL306696-OM950526			REC3855194	REC8M0125617		REC807952A1	REC879150150	REC8M0077616	REC805223T
	502/V8	00-05	OF819620-OK147349		REC9-33303	REC3855194	REC8M0125617	REC805227A1		REC3850396	REC8M0077616	
8.2 MPI MIE	502/V8	1996	OK127350-OL086012		REC9-33303	REC3855194	REC8M0125617	REC805227A1	REC860349A1	REC3850396	REC8M0077616	
	502/V8	97-98	OL086013-OL674200		REC9-33303	REC3855194	REC8M0125617		REC861126A1	REC3850396	REC8M0077616	

## STARTERS      MOTORES DE ARRANQUE      MOTORINI AVVIAMENTO DEMARREUR

REF	OEM	⚡	☀️	🌀	🔧
REC50-8M0095471	50-8M0095471	12V	11 CW	14"	4.5L MPI 2A441953+ 6.2L MPI 2A456613+

REF	OEM
REC10-861788	10-861788





Starter to replace all the little engines with diagonally fixation screws excepting 7.4L.      Motor de arranque para substituir a todos los motores de tamaño pequeño con tornillos fijación en diagonal excepto los 7.4L.      Motorino d'avviamento per sostituire tutti i motori V 6 e V8 con motorini con viti di supporto trasversali eccetto i motori 7.4L.      Démarreur pour remplacer tous les moteurs de petite taille avec des vis de fixation diagonales sauf 7.4L.

REF	OEM	⚡	☀️	🌀	🔧	🔧
REC50-863007A1	50-863007A1	12V 1.4 kW	11	14"	REC3859054	4 cyl V6 et V8 3.0L

REF	OEM
REC10-861788	10-861788





Starter with diagonally fixation screws.      Motor de arranque Heavy Duty. Tornillos de fijación en diagonal.      Motorino d'avviamento Heavy Duty con viti di supporto trasversali.      Démarreur à usage intensif. Vis de fixation diagonale.


REF	OEM	⚡	☀️	🌀	🔧	🔧
REC3885317	50-864340A2	12V 1.7 kW	11	14"	RECPG260	V6 et V8 7.4L

REF	OEM
REC10-861788	10-861788




REF	OEM	⚡	☀️	🌀	🏠	🚤
REC3854190	50-69865A1 50-12782 50-56886	12V	10	REC0987883	FORD	5.0 & 5.8L



Starter with diagonally fixation screws.

Tornillos de fijación en diagonal.

Viti di supporto trasversali.

Vis de fixation diagonale.

REF	OEM	⚡	☀️	🌀	🏠	🚤
REC50-99418A2	50-864340A2 50-99418A2	12V	9	14 <sup>1/4"</sup>	REC3853869	V6 & V8



REF	OEM
REC10-861788	10-861788



Starter counter clockwise.

Contrarrotación o montaje en campana.

Controrotante, posizionato nella campana.

Contre-rotation ou montage sur capot.

REF	OEM	⚡	☀️	🚤
REC50-808011A05	50-808011A05 50-88671A1 50-80811A4	12V 1.4 kW	9	4, 6 & 8 cyl 5.7 MIE / 6.2 MIE.



Starter Clockwise for 4L.

Motor de arranque pequeño 4 en línea.

Viti di supporto trasversali

Petit moteur de démarrage 4 en ligne.


REF	OEM	⚡	☀️	🌀	🏠	🚤
REC50-806965A4	50-863007A1 50-806963A2 50-806965A4	12V 1.4 kW	11	12 <sup>3/4"</sup>	REC3859054	V6 & V8



REF	OEM
MP0180-001	10-812509184
REC10-861788	10-861788



REF	OEM	⚡	☀️	🌀	🏠	🚤
REC50-8M0090697	50-812429A2 50-806965A2 50-806965A4 50-8M0090697	12V 1.4 kW	11	12 <sup>3/4"</sup>	REC3859054	3.0L



REF	OEM
MP0180-001	10-812509184
REC10-861788	10-861788



REF	OEM	⚡	☀️	🚤
REC3916854	50-805991	12V	10	7.3L BRAVO & MIE DIESEL NAV444 V8 (1994-96) 6.9L



Starter clockwise 4 in line 470 mod. and engines with transmission.

Motor de arranque 4 en línea modelo 470.

Motorino d'avviamento 4 in linea modello 470.


Moteur de démarrage 4 en ligne modèle 470.

REF	OEM	⚡	☀️	🏠
REC50-97499A2	50-72550A2 50-47454 50-65785A1 50-79604A3	12V 1.4 kW	9	4, 6 & 8 cyl



### PMGR

REF	OEM	⚡	☀️	🏠
REC879194371	879194371 882481	12V 1.4 KW	13 CW	CMD 1.7 MI/MS D1.7L DTI



REF	OEM	⚡	☀️	🏠
REC879172259	879172259 896332191	12V 2.3 KW	9 CW	CMD2.8 CMD QSD 2.8 & 4.2



### ALTERNATORS & VOLTAGE REGULATORS

### ALTERNADORES Y REGULADORES

### ALTERNATORI E REGOLATORI

### ALTERNATEURS ET REGULATEURS

#### ALTERNATORS

#### ALTERNADORES

#### ALTERNATORI

#### ALTERNATEURS

REF	OEM	⚡	🌀	🏠
REC898101505	898101505	12V 110A	6 GROOVE PULLEY SERPENTÍN SERPENTINA SERPENTINE	CMD QSD 2.0/2.8 & 4.2 2.0L EI



REF	OEM	⚡	🌀	REG.	🏠
REC69729	78403A2 59755 69729 56045	12V 61A	SINGLE SIMPLE SINGOLA SIMPLE	SELF-EXCITING AUTOEXCITANTE AUTOECCITANTE AUTO-EXCITANT	CMD QSD 2.0/2.8 & 4.2 2.0L EI






REF	OEM	⚡	🌀	REG.	🏠
REC78403A2	817119A4 78402 78403A1 78403A32 92497A3	12V 63A	SINGLE SIMPLE SINGOLA SIMPLE	SELF-EXCITING AUTOEXCITANTE AUTOECCITANTE AUTO-EXCITANT	3.0/V6 & V8






REF	OEM			REG.	
REC862031T1	862031T1 862031 862031T	12V 70A	6 (65 mm) GROOVE PULLEY SERPENTÍN SERPENTINA SERPENTINE	INTERNAL INTERNO INTERNO INTERNE	4.3 & 5.7L (1997+)



REF	OEM			REG.	
REC3860769	817119A4 98555 12449 19685 817119 817119A1	12V 55A	SINGLE SIMPLE SINGOLA SIMPLE	INTERNAL INTERNO INTERNO INTERNE	4.3 & 5.7L (1998+)






REF	OEM			REG.	
REC805884T	805884T 805884 805447T	12V 65A	SINGLE SIMPLE SINGOLA SIMPLE	INTERNAL INTERNO INTERNO INTERNE	EFI & diesel



REF	OEM			REG.	
REC862030T01	862030T01 862030T	12V 70A	SINGLE SIMPLE SINGOLA SIMPLE	INTERNAL INTERNO INTERNO INTERNE	3.0L (1999+)



REF	OEM			REG.	
REC807653T	807653T 807653	12V 65A	6 GROOVE PULLEY SERPENTÍN SERPENTINA SERPENTINE	INTERNAL INTERNO INTERNO INTERNE	V6 & V8 (MANDO)



REF	OEM			REG.	
REC807652T	807652T 807652	12V 55A	6 GROOVE PULLEY SERPENTÍN SERPENTINA SERPENTINE	INTERNAL INTERNO INTERNO INTERNE	V6 & V8 (MANDO)



REF	OEM			REG.	
REC863077T	863077T 86307AR01	12V 70A	6 (50 mm) GROOVE PULLEY SERPENTÍN SERPENTINA SERPENTINE	INTERNAL INTERNO INTERNO INTERNE	4.3L, 6.2L & 5.7L (1995+) 4.5 MPI 8.1 & 4.2L



REF	OEM			REG.	
REC882571	882571 8M0084523	12V 50A	6 (50 mm) GROOVE PULLEY SERPENTÍN SERPENTINA SERPENTINE	MCM 1.7L DTI. CMD 1.7 MI 120 L/L4 CMD 1.7 MS 120L/L4	



REF	OEM			REG.	
REC8M0064021	834832 834832T2 857006A3	12V 50A	4 GROOVE PULLEY SERPENTÍN SERPENTINA SERPENTINE	RACE STERNDRIIVE 500EFI, 575 SCI	



**ALTERNATOR CONVERSION KIT**    **KIT SUSTITUCIÓN ALTERNADOR**    **KIT SOSTITUZIONE ALTERNATORE**    **KIT ALTERNATEUR**

REF		
REC18-5953	12V 68A	470 (3.7L) 224 (3.7L)



**VOLTAGE REGULATOR FOR ALTERNATORS**    **REGULADOR ALTERNADOR**    **REGOLATORE ALTERNATORE**    **REGULATEUR ALTERNATEUR**

REF	OEM	
REC42785	42785	MANDO



**TRIM**

**TRIM ENGINES**    **MOTOR TRIM**    **MOTORI TRIM**    **MOTEUR TRIM**

Oildyne Complete for late -MCM.    Motor Trim completo con depósito.    Motore trim completo con serbatoio.    Moteur trim complet avec réservoir.

REF	OEM	
REC865380A13	865380A13 865380A25 88183A12 14336A8 14336A20	12V



REF	OEM	
RM863457A2	863457A2	4.3L, 350 MAG, 5.0L, 6.2L (MPI & MX)

All Injection with 1 or 3 point drain system.  
 Todos los motores de inyección con 1 o 3 puntos de drenaje.  
 Tutti i motori ad iniezione con 1 o 3 punti di drenaggio.  
 Tous les moteurs à injection avec 1 ou 3 points de vidange.

REF	OEM	
REC55131A5	55131A5	V6 & V8 with raw water cooling system. con circuito de agua cerrado. con circuito di acqua chiuso. avec circuit d'eau fermé.

REF	OEM	
BAMC29-63588	889333 63588A1	FORD V8 302 (1971-77) 351 (1973-77)

**STAINLESS STEEL**

With Bravo sterndrive. Includes bushing kit to fit any manifold.

**ACERO INOXIDABLE**

Con cola Bravo. Incluye kit de casquillos para adaptarse a cualquier colector.

**ACCIAIO INOX**

Con piede Bravo. Il kit include boccole per adattarsi a qualsiasi collettore.

**ACIER INOXYDABLE**

Avec l'embase Bravo. Comprend un kit de bagues pour s'adapter à n'importe quel collecteur.

REF	OEM	
REC8M0061381	861006A1 8M0061381 860256A4	GM V6 & V8 (305, 350, 357, 383) 4.3, 5.0, 5.7, 6.2L 7.4 & 8.2L (1998+)



**THERMOSTAT SLEEVE**

**CASQUILLO TERMOSTATO**

**BOCCOLA TERMOSTATO**

**CALE DE THERMOSTAT**

REF	OEM	
REC23-806922	23-806922	Fits most 3.0L, V6, V8 Para la mayoría de 3.0L, V6, V8 Si adatta maggiormente 3.0L, V6, V8 Pour la plupart des 3.0L, V6, V8



**TEE VALVE ASSY**

**VÁLVULA "T" TERMOSTATO**

**VALVOLA "T" TERMOSTATO**

**TE VALVE THERMOSTAT**

REF	OEM		
REC22-98477A2	22-98477A2	GM V6 & V8	THERMOSTAT HOUSING CUERPO DE TERMOSTATO CORPO TERMOSTATO CORPS THERMOSTAT REC87290A4




**CHECK BALL KIT**

**EJE VÁLVULA TERMOSTATO**


**ASSE VALVOLA TERMOSTATO**

**AXE VALVE THERMOSTATIQUE**


REF	OEM	
REC30-98475T1	30-98475T1	MCM R/MR/ALPHA ONE (1983-90)




**WATER DISTRIBUTION MODULE**      **MÓDULO DISTRIBUCIÓN DE AGUA**      **MODULO DISTRIBUZIONE ACQUA**      **MODULE DE DISTRIBUTION D'EAU**


REF	OEM	
RM863631T1	863631T1	GM 4.3, 5.0, 5.7 & 6.2L (MPI)


Manual drain  
Drenaje manual  
Drenaggio manuale  
Drainage manuel




REF	OEM	
RM863444T1	863444T1	GM 4.3, 5.0, 5.7 & 6.2L (MPI)


Rod actuated  
Varilla accionada  
Asta azionata  
Tige motrice




REF	OEM	
REC863802T2	863802T2	V6 & V8 AIR ACTUATED DRAIN



**FITTING**      **CONECTOR RÁPIDO**      **CONNETTORE**      **RACCORD VIDANGE**

REF	OEM	
REC22-862225	22-862225	4 CYL INLINE V6 & V8




**THERMOSTATO COVER**      **CUBIERTAS TERMOSTATO**      **COPERCHIO TERMOSTATO**      **COUVERCLE DE THERMOSTAT**


REF	OEM	HOUSING CUERPO CORPO CORPS	
BAMC29-60372	60372A1 60372A2 861493A07	BAMC29-47587	4 & 6 cyl inline





REF	OEM	HOUSING CUERPO CORPO CORPS	
REC8M0061068	47442A1	BAMC29-78985	454, 502, V8 BIG BLOCK



REF	OEM	HOUSING CUERPO CORPO CORPS	
BAMC29-62898	62898A1 62898	BAMC29-63588	With sterndrive Con colas Con Piede Avec embases With Shaft Con Eje Con asse Avec arbre
BAMC29-59498	59498 59498A1	BAMC29-63588	FORD V8 (302, 351)



REF	OEM	HOUSING CUERPO CORPO CORPS	
REC47441A1	47441A1	REC87290A4	262 V6 / 305, 350 V8 SMALL BLOCK



**THERMOSTATO****TERMOSTATO****TERMOSTATO****THERMOSTAT**

REF	OEM	
REC8M0093561	8M0093561	CMD 2,8 / 4.2
	879194215	
	879194233	
	879194231	
	896332148	



REF	OEM	
REC8M0093480	8M0093480	TDI 3.0L
	8M0067292	
	8M0066646	

**THERMOSTATO KIT****KITS TERMOSTATO****KIT TERMOSTATO****KITS THERMOSTAT**

REF	OEM		°C
REC59078Q3	59078Q3	4 & 6 CYL INLINE	60°



REF	OEM		°C
REC864493	864493	4.3L CARB ALPHA / BRAVO	80°
		4.3L MPI ALPHA / BRAVO	
		4.5L MPI (FRESH WATER)	
		350 MAG MPI ALPHA / BRAVO	
		357 HRZ	
		377 MAG MPI	
		5.0L MPI ALPHA / BRAVO	
		5.7L MPI	
		6.2L MPI	



REF	OEM		°C
REC8M0091470	807252T2	GM V6 & V8, 181° Late models Modelos modernos Modelli moderni Modèles modernes	70°
	8M0091470		



REF	OEM		°C
REC99155T2	99155T2	4 cyl 224 (3.7L)	70°

Engines with closed cooling & aluminum exhaust manifold  
Motores con colector escape de aluminio y circuito de refrigeración cerrado.  
Motori con circuito di refrigerazione chiuso e collettore di scarico in alluminio  
Moteurs avec collecteur d'échappement en aluminium et circuit de refroidissement fermé.



REF	OEM		°C
REC807252Q5	807252Q5	GM V6 & V8° Late models Modelos modernos Modelli moderni Modèles modernes	70°



REF	OEM		°C
REC8M0089715	807252T1	GM V6 & V8, Ford V8 4.5L MPI (RAW WATER) 6.2L MPI (RAW WATER)	60°
	8M0089715		



REF	OEM		°C
REC807252Q3	807252Q3	FORD V8	60°



REF	OEM		°C
REC807252Q4	807252Q4	GM V6 & V8 4.5L MPI (RAW WATER) 6.2L MPI (RAW WATER)	60°
	807252T4		



RESERVOIR ASSY KITS

KITS BOTELLAS DE ACEITE

KIT BOTTIGLIA OLIO

KIT RESERVOIR D'HUILE

REF	OEM
RM806193A48	806193A48
	806193A38
	806193A20
	19742A1 19742A3



REF	OEM
REC22-861150T02	22-861150T02
	22-861150A1
	22-861150A2



REF	OEM
RM22-861163	22-861163



REF	OEM
RM53-87843	53-87843



WATER PUMPS

BOMBAS DE AGUA

POMPE ACQUA

POMPE D'EAU

WATER PUMPS

BOMBAS DE AGUA

POMPE ACQUA

POMPE D'EAU

REF	OEM	Icon
REC46-8M0113733	884727 8M0113733	

GM 4 & 6 CYL INLINE



REF	OEM	Icon
REC879194401	46-879194401	
	8M0094406	
	8M6005225	
	V6 (2007+) (without water bypass hole   Sin bypass   senza bypass   sans bypass) MCM MPI (OW658583+) MCM Carb. (1A063240+)	



REF	OEM	Icon
REC46-8M0113734	8503991 8M0113734	

GM 4 & 6 CYGM V6 & V8 SMALL BLOCK



REF	OEM	Icon	Icon
RM46-807151A8	46-807151A8		
	46-72774A69		
	Mer cruiser 454 Magnum 7.4 Et 502 Includes fuel pump adapter. Con acople bomba gasolina. Con accoppiamento pompa benzina. Avec accouplement de la pompe à carburant. GEN V Et VI (1992-99)		
	REC47-59362Q01		



REF	OEM	Icon
REC46-8M0113735	8504541	

GM V8 BIG BLOCK



REF	OEM	Icon
REC3853796	883885	

FORD V8 302,351




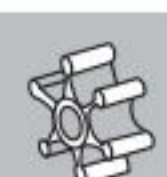
REF	OEM	Icon
REC46-8M0113736	883925 8M0113736	


GM 8.1L






REF	OEM		
SHEG151	805835	7.3L (BRAVO & MIE) DIESEL NAV444 V-8 (1994-96) D7.3L D-TRONIC 260LD (1999) D 7.3L D-TRONIC 300 (1999)	SHE15000K






REF	OEM			KIT
SHEG155	806152	MerCruiser 7.3L Diesel 7.3L (BRAVO & MIE) DIESEL NAV 444 V-8 (1994-96) (OF060000+)	REC47-59362Q01	SHE15979






REF	OEM		
SHEG2603X	CUMMINS Diesel		SHE26000K


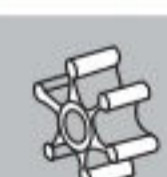




REF	OEM			PORTS
REC8M0155633	8M0155633 897345016 8M0129714	CUMMINS 4.2QSD (270,320,350) 3.0L VM V6 IB/SD (150, 230, 270)	REC15000K SHE15000K	39.75 mm






REF	OEM			PORTS
REC8M0148530	8M0148530	MERCURUISER CUMMINS MARINE	REC10615K	40.5 mm
SHEP1016	854179001	CMD 2.8 EI, ES (170/200)	SHE10615K	
	879312023 8M0148530	CMD QSD 2.8 EI, ES (170/210/220/230) CMD QSD 2.0 EI,ES (115/130/150)		




REF	OEM				OEM
REC46-807151A9	46-807151A9	V6 & V8 with serpentine belt. con correa serpentin. con cinghia serpentina avec courroie serpentine	REC47-59362Q01	REC861579	861579 807731T



<b>WATER PUMPS BRASS WITH STAINLESS STEEL FITTINGS</b>	<b>BOMBAS DE AGUA BRONZE CON TORNILLERIA DE INOX</b>	<b>POMPE ACQUA IN BRONZO CON VITERIA INOX.</b>	<b>POMPES À EAU BRONZE AVEC VIS EN ACIER INOXYDABLE</b>
--	--	--	---

REF	OEM			kit	
REC46-72774A32	46-807151A12 46-72774A32 46-59112A2 46-63450A2 46-72774A11 46-73823A7	V6 & V8 con correa V. with V belt. con cinghia V avec courroie V	REC47-59362Q01	REC47-59362A4	

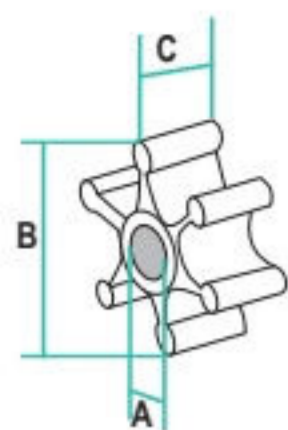


IMPELLER GUIDE

GUÍA DE IMPULSORES

GUIDA GIRANTE

GUIDE TURBINES



	OEM	SHERWOOD	CEF	JOHNSON	JABSCO	RECMAR	A (mm)	B (mm)	C (mm)
<b>1</b> CUMMINS (SHERWOOD pump) G2601 Y G2603X. Fluted core   Núcleo estriado   Nucleo scanalato   Noyau strié.	3972366	SHE26000K	CEF500183G				20	94,5	79,8
<b>2</b> DIESEL 7.3 L	47-853126 3349198 3916720	SHE15000K	CEF500167			REC15000K	16	65	51,2
<b>3</b> MC-1/R/MR/ALPHA ONE	47-89984T4		CEF500313G			REC47-89984T4	22,3	60	33,8
<b>4</b> ALPHA GENE II	47-43026Q02		CEF500301			REC47-43026Q02	22,4	89	32,5
<b>5</b> 530DTA, 636DTA, D219, D183, D281, D4.2L BRAVO	47-801332602		CEF500106GT	JOH09-1028B		REC3841697	14,29	65	50,2
<b>6</b> (injection   inyección   iniezione   injection)	47-862232A2 47-8M0104229		CEF500159G			REC47-862232A2	11,4	66,5	50,6
<b>7</b> HINO DIESEL	47-809866T 47-831311350		CEF500161			REC47-809866T	14,29	65	68,2
<b>8</b> D254, D3.6L, D4.2L	47-816814T		CEF500177GT		JAB17018-0001	REC3593573	14,29	65,2	75,65
<b>9</b> BRAVO	47-59362Q01		CEF500109			REC47-59362Q01	16,85	66,5	50,6
<b>10</b> CMD QSD 2.0 & 2.8 SHERWOOD PUMP	47-879312025	SHE10615K	CEF500120T			REC10615K	15,9	65,2	41,3
<b>11</b> CMD QSD 2.0 & 2.8 JABSCO PUMP	47-896332063		CEF500155		JAB11979-0001	REC11979-0001	14,29	58,65	36,65
<b>12</b> CMD QSD 4.2 JABSCO PUMP	47-879194186		CEF500114T		JAB17937-0001-P	REC17937-0001	14,29	65	50,1
<b>13</b> CMD QSD 4.2 SHERWOOD PUMP	8M0056956	SHE15000K	CEF500167			REC15000K	16	65	51,2




MANIFOLDS


COLECTORES

COLLETTORE


COLLECTEURS

REF	OEM	
BAMC-1-63122	63122A10 63122A13 63122A14	120HP GM153





REF	OEM	
BAMC-1-95862	95862A5	Fits most models: Se adapta a la mayoría de: Si adatta alla maggior parte dei: Convient à la plupart des :  2.5L 153 CID 3.0L 181 CID carb. Rochester (1983-89)




REF	OEM	
REC96705A1	96705A1	Fits most models: Se adapta a la mayoría de: Si adatta alla maggior parte dei: Convient à la plupart des :  3.0L 181 CID carb. Rochester 2.5L, 153 CID (1968-82)




REF	OEM		KIT
REC860235A04	99798A18 806867A8 806235A04	Fits most models: Se adapta a la mayoría de: Si adatta alla maggior parte dei: Convient à la plupart des :  2.5L 153 CID 3.0L 181 CID carb. Mercab Et Electric Chore (1983-95)	REC20956-MK




REC20956-MK

REF	OEM		KIT INCLUDE KIT INCLUIDO KIT INCLUSO KIT INCLUS
REC860235A03	860235A03 806867A3 806867A12	GM 181 (1990+) 3.0L OM680000+ 3.0LX Et 3.0TKS PLUS	✓




REF	OEM		KIT INCLUDE KIT INCLUIDO KIT INCLUSO KIT INCLUS	KIT OP.
MAR746	99746A8 99746A17 99746A3	GM 4.3L Et 3.8L V6 175, 185, 205, 229 Et 262 (1985-02) 175, 185, 205, 262 MAG, 4.3L, 4.3LX, 4.3LH, 4.3LXH, 4.3 EFI, 4.3 MPI, GM 262 CID V6	✓	REC99746A17




kit MAR746




kit REC99746A17

REF	OEM	
BAMC-1-58759	58759A1 58759A10 58759A13 58759A14	GM160 & GM165 (6 CYL)




REF	OEM		KIT INCLUDE KIT INCLUIDO KIT INCLUSO KIT INCLUS
MAR612	864612T01	GM4.3L MPI OM615000+ (2002+) 262 4.3L CARB MPI ALPHA/BRAVO V6	✓




REF	OEM		KIT INCLUDE KIT INCLUIDO KIT INCLUSO KIT INCLUS
MAR735	865735A02 864308T01 865049T01	50L, 5.7L, 6.2L (V8) 305, 350, 377 (2002+) 305, 350, 377, 383, 385, (6.2L)MAG MPI HORIZONTALPHI/BRAVO V8	✓




REF	OEM		KIT INCLUDE KIT INCLUIDO KIT INCLUSO KIT INCLUS
MAR246	860246A15 87114A19 860246A3 860246A9 860246A10	305, 350 & 377 V8GM (1983-02) 200, 228, 230, 230 MIE, 5.0L, 5.0LX, 898, 5.0L MPI, GM305 CID, 260, 260 MIE, 320 EFI, 350 MAG, GM350 CID, 5.7L, 5.7LX, 6.2L MPI V8 (1983 + 2003)	✓



REF	OEM		KIT INCLUDE KIT INCLUIDO KIT INCLUSO KIT INCLUS
MAR078	807078T10 807078T09 807078A6 89011A8	GM V8 BIG BLOCK 330, 340, 370 (454) 7.4L 502 8.2L 330, 340MIE, 370TRS, 454EFI, 454MAG, 7.4MIE, 7.4L, 7.4LX, GM454 CID V8 502 EFI, 502 MAG, 8.2L, GM502 CID V8	✓



REF	OEM		KIT INCLUDE KIT INCLUIDO KIT INCLUSO KIT INCLUS
MAR235	860235A04	2.5L GM 153 4 CYL, 3.0L 4 CYL (1983-89)	✓



REF	OEM		KIT INCLUDE KIT INCLUIDO KIT INCLUS
MAR966	860235A03	3.0L & 3.0LX GM 181 4 CYL (1990+) 4CYL	✓




PORT SINISTRA	BABOR BABORD	STD DESTRA	ESTRIBOR TRIBORD	
REF	OEM	REF	OEM	
REC65604A12	65604A4 65604A12	REC65603A12	65603A3 65603A12	FORD V8 SMALL BLOCK (302, 351) 215, 225, 225S, 233, 255 & 288 (-1977)



PORT SINISTRA	BABOR BABORD	
REF	OEM	
REC77234A7	77234A7 77234A2	198, 228, 250, 255, 260, 898, 305CID (GM V8) Bloque pequeño con suplemento Small blocks with end riser Blocco piccolo con supplemento Bloque petit avec supplement



PORT SINISTRA	BABOR BABORD	STD DESTRA	ESTRIBOR TRIBORD	
REF	OEM	REF	OEM	
BAMC1-47735	47735A17 47735 47735A1	BAMC1-47736	47736A17 47736	MCM/MIE GM V8 (427, 454 & 482 CID) (-1981)





PORT SINISTRA	BABOR BABORD	STD DESTRA	ESTRIBOR TRIBORD	
REF	OEM	REF	OEM	
BAMC1-47737	47737A10 47737A1	BAMC1-47738	47738A10 47738A1	GM SMALL BLOCK V8 (327, 305, 350) 225, 250, 255, 270 & 280 (1977+)





ELBOW                      CODOS                      GOMITI                      COUDE

ELBOW                      CODO                      GOMITO                      COUDE

REF	OEM	
REC76325A2	76325A2	GM 2.5L & 3.0L (1982-89) OLD MODEL (6 CYL INLINE)



REF	OEM	
BAMC-20-55538	55538A2 39920	120 GM 153 (4 CYL) (1964-82) 160 GM 250 (6 CYL INLINE) (1967-69)





REF	OEM		KIT INCLUDE KIT INCLUIDO KIT INCLUSO KIT INCLUS
MAR076	12076A2	3.0L & 3.0LX GM 181 4 CYL (1990+) 4CYL	✓





REF	OEM		KIT INCLUDE KIT INCLUIDO KIT INCLUSO KIT INCLUS
MAR988	807988A03 807988A2 807914A1 44354A3	GM V6 & V8 SMALL & BIG BLOCK (1983-02) 7° (4" O.D. RISER)	✓





REF	OEM	
REC76771A2	76771A2 76771A3	V8 GM & FORD 470 (224/L4) GM (6 CYL INLINE) (-1983)




REF	OEM	
REC98504A3	98504A3	GM V6 & V8 SMALL & BIG BLOCK (1983+) 15° (3" O.D. RISER)





REF	OEM	
BAMC20-72963	72963A9 72963A1 76788A1 48101A1	GM V8 (454, 427, 482, 327, 350) 225, 250, 270, 325, 390, 330, 350, 370, 400, 440, 460 (1967-86) 3" O.D. RISER




REF	OEM		KIT INCLUDE KIT INCLUIDO KIT INCLUSO KIT INCLUS
MAR309	864309T02 864309T01	GM V6 & V8 262, 305, 350, 377, 385, 6.2L MPI (2002+) (4" 17cm O.D. RISER)	✓


LOW ELBOW  
CODO BAJO  
GOMITO BASSO  
COUDE BASSE





REF	OEM		KIT INCLUDE KIT INCLUIDO KIT INCLUSO KIT INCLUS
MAR591	864591T02	GM V6 & V8 262, 305, 350, 377, 385, 6.2L MPI (2002+) (4" 20.5cm O.D. RISER)	✓


HIGH ELBOW  
CODO ALTO  
GOMITO ALTO  
COUDE HAUTE



REF	OEM	
BAMC20-76668	76668A3 76668A1 72964A1 47877A4	GM (454, 350, 305, 330 V8) 228, 250, 280, 288 Aplic: 3" O.D. RISER



REF	OEM	
REC76351A04	76351A04 76351A2 60426A1	MCM: 140, 470, 165 & 200 (6 CYL INLINE) GM V8 305,350 FORD V8 302, 351 (-1982)



REF	OEM		KIT INCLUDE KIT INCLUIDO KIT INCLUSO KIT INCLUS
MAR351	76351A04	GM 160, 165, 200CID, 250, 292CID 3" 90°	✓




**EXHAUST ELBOW FOR MANIFOLD AL**      **CODO ESCAPE PARA COLECTOR AL**      **GOMITO DI SCARICO PER COLLETTORE AL**      **COUDE ÉCHAPPEMENT POUR COLLECTEUR AL**

REF	OEM		KIT INCLUDE KIT INCLUIDO KIT INCLUSO KIT INCLUS
MAR562	98562A6	165, 140, 180, 190 3.7L & 3.7 LX (1985-89)	✓




**EXHAUST ELBOW FOR MANIFOLD. IRON**      **CODO ESCAPE PARA COLECTOR HIERRO**      **GOMITO DI SCARICO PER COLLETTORE. GHISA**      **COUDE ÉCHAPPEMENT POUR COLLECTEUR FE**


REF	OEM	
HOT20905	90880A2	165, 170, 180, 190 3.7L & 3.7 LX MCM (1980-89)





**316 SS EXHAUST ELBOW**      **CODO ESCAPE INOX 316**      **GOMITO DI SCARICO INOX 316**      **COUDE ÉCHAPPEMENT**

REF	OEM	
SED3092610	12076A2	4 CYL LATE MODELS





REF	OEM	
SED3092600	807988A03	V6 & V-8 7" (4" O.D. RISER)




REF	OEM	
SED3095400	864309T02	GM V6 & V8 262, 305, 350, 377, 383 MPI (2002+) 4" O.D. RISER

**LOW ELBOW**  
**CODO BAJO**  
**GOMITO BASSO**  
**COUDE BASSE**



REF	OEM	
SED3095500	864591T02	GM V6 & V8 262, 305, 350, 377, 385, 6.2L MPI (2002+) 4" O.D. RISER

**HIGH ELBOW**  
**CODO ALTO**  
**GOMITO ALTO**  
**COUDE HAUTE**



REF	OEM		KIT INCLUDE KIT INCLUIDO KIT INCLUSO KIT INCLUS
MAR988INOX	807988A03 807988A2 807914A1 44354A3	GM V6 & V8 SMALL & BIG BLOCK (1983-02) 7" (4" O.D. RISER)	✓




**316 SS EXHAUST ELBOW****CODO ESCAPE INOX 316**

REF	OEM	
SED3093300	805602A2	530DTA, 636, D183, D2.8L, D219, D254, D3.0L, D3.6L, D4.2L



REF	OEM	
SED3093301	80176320	D183T, D219T, D530TA

**GOMITO DI SCARICO INOX 316****COUDE ÉCHAPPEMENT INOX 316**

REF	OEM	
SED3092000	805602A1	2.8L, D254, D3.6L, D4.2L



REF	OEM	
SED3092900	805265A1	DSD /QSD 2.8, 4.2L

**KIT RISER 3" / 76mm**


REF	OEM	MANIFOLDS COLECTORES COLLETTORI COLLECTEURS	
MAR3320PAR	93320A13 807476A6 93320A5	MAR746 MAR246 MAR078 (-2002)	305, 350, 262, 454, 502 (5.0, 5.7, 4.3, 7.4, 8.2) MCM V6 & TBI (2 exhaust manifold   2 colectores escape   2 colletore di scarico   2 collecteurs échappement) (-OM614999) MCM/MIE/SKI V8 (305, 350, 377, 354 & 502 CID) (cast iron elbow   Codo de hierro   gomito in ghisa   coude) (-OM299999) MCM V8 (305 & 350 CID) Carb. (OM300000-OM599999) MIE & SKI Carb. (OM300000-OM316999) GM V6/ V8 SMALL AND BIG BLOCK



REF	OEM	MANIFOLDS COLECTORES COLLETTORI COLLECTEURS	
MAR929 HGE4929	864929A3	MAR612	350, 357, 377, 383, 385 (MAG, MPI) GM V6&V8 (4.3, 5.0, 5.7, 6.2) (2002+) GM V6/ V8 SMALL AND BIG BLOCK MPI





REF	OEM	MANIFOLDS COLECTORES COLLETTORI COLLECTEURS	
REC93320A15	93320A15 93320A10	MAR746 MAR246 MAR078 (-2002)	MCM 4.3L MPI (OM300000-OM614999) (2001-02) MCM V8 (305, 350, 377 CID) MPI (OM300000-OM599999) (2001-02) MIE & SKI V8 (350 & 377 CID) MPI (OM300000-OM316999) (2001-02) (Only with cast iron elbows   sólo codos de hierro   Solo gomiti in ghisa   seulement coudes en Fe)



REF	OEM	MANIFOLDS COLECTORES COLLETTORI COLLECTEURS	
BAMC20-61851A3	61851A3	REC96705A1 REC860235A04 BAMC-1-58759	140 HP (181 4cyl), 120 (2.5L), 153 GM 160, 165 (6 cyl inline)




REF	OEM	MANIFOLDS COLECTORES COLLETTORI COLLECTEURS	
BAMC20-61811A4	61811A4 61811A3	BAMC1-47736	GM V8 (427, 454 & 582 CID)
		BAMC1-47737	327, 305, 350
		BAMC1-47738	225, 250, 255, 270 & 280
		BAMC1-47735	(1977+)
			BASE RECTANGULAR RECTANGULAR BASE BASE RETTANGOLARE BASE RECTANGULAIRE





REF	OEM
MAR621	3853621




**KIT RISER 6" / 152mm**

REF	OEM	MANIFOLDS COLECTORES COLLETTORI COLLECTEURS	
REC93322A12	93322A12	MAR746	MCM V6 & TBI (2 manifold   colectores   collettore   collecteurs) (-OM614999)
		MAR246	MCM/MIE/SKI V8 (305, 350, 377, 354 & 502 CID) (Fe) (-OM299999)
		MAR078	MCM V8 (305 & 350 CID) Carb. (OM300000-OM599999)
		(-2002)	MIE & SKI Carb. (OM300000-OM316999)



REF	OEM	MANIFOLDS COLECTORES COLLETTORI COLLECTEURS	
BAMC-20-864908A1	864908A1	MAR612	350, 357, 377, 383, 385 (MAG, MPI) GM V6&V8 (4.3, 5.0, 5.7, 6.2) (2002+)





**EXHAUST EXTENSIONS**

**EXTENSORES DE ESCAPE**

**ESTENSIONI DI SCARICO**

**PROLONGATEURS  
D'ÉCHAPPEMENT**

REF	OEM	Ø	
BAMC-20-14478	14478T01 14478T	175, 205, 229, 262 (V6) (1983-05)	
		200, 320, 305, 350, 377 (V8) (1993+)	
		330, 370, 454, 502 (V8 BIG BLOCK) (1981+)	



REF	OEM	
RM14801A1	14801A1	5.0, 5.7, 6.2L V8 (1998+) INSTALL IN MODELS WITH 3" & 6" RISER KITS INSTALAR EN MODELOS CON KITS DE RISER DE 3" & 6" INSTALLARE NEI KIT DEI RISER DA 3" e 6" À INSTALLER SUR LES MODÈLES AVEC KITS DE 3" ET 6".




MANIFOLD-ELBOW GASKET

JUNTAS COLECTOR-CODO

GUARNIZIONE COLLETTORE-GOMITO

JOINTS COLLECTEUR - COUDE

REF	OEM	ELBOWS CODOS GOMITI COUDES
REC27-39915	27-39915	BAMC-20-55538




REF	OEM	ELBOWS CODOS GOMITI COUDES
REC27-99777Q02	27-99777Q02 27-997771 27-997772	REC76351A04 REC76771A2 MAR076 REC76325A2



REF	OEM	ELBOWS CODOS GOMITI COUDES
REC27-18272	27-18272	MAR562 AL



REF	OEM	ELBOWS CODOS GOMITI COUDES
REC27-856705	27-856705 27-97542	HOT20905 FE



REF	OEM	ELBOWS CODOS GOMITI COUDES
REC27-8637251	27-8637251 860231 863725	MAR988 REC98504A3



REF	OEM	ELBOWS CODOS GOMITI COUDES
REC27-48042	27-48042	BAMC20-76668 BAMC20-72963



REF	OEM	ELBOWS CODOS GOMITI COUDES
REC27-863724Q	27-863724Q 27-41813 27-860233 27-863724	MAR988 REC98504A3



REF	OEM	ELBOWS CODOS GOMITI COUDES
REC270	27-864547A02 27-864550A02 27-864549A02	MAR309 MAR591



REF	OEM	ELBOWS CODOS GOMITI COUDES
REC27-863726	27-863726 27-871051 27-818832 27-860232	MAR988 REC98504A3



REF	OEM	ELBOWS CODOS GOMITI COUDES
REC8M2004414	8M2004414	STANDARD COOLING V6 Et V8 NEW MODELS



REF	OEM
RM27-864549A02	27-864549A02

1 CLOSED COOLING



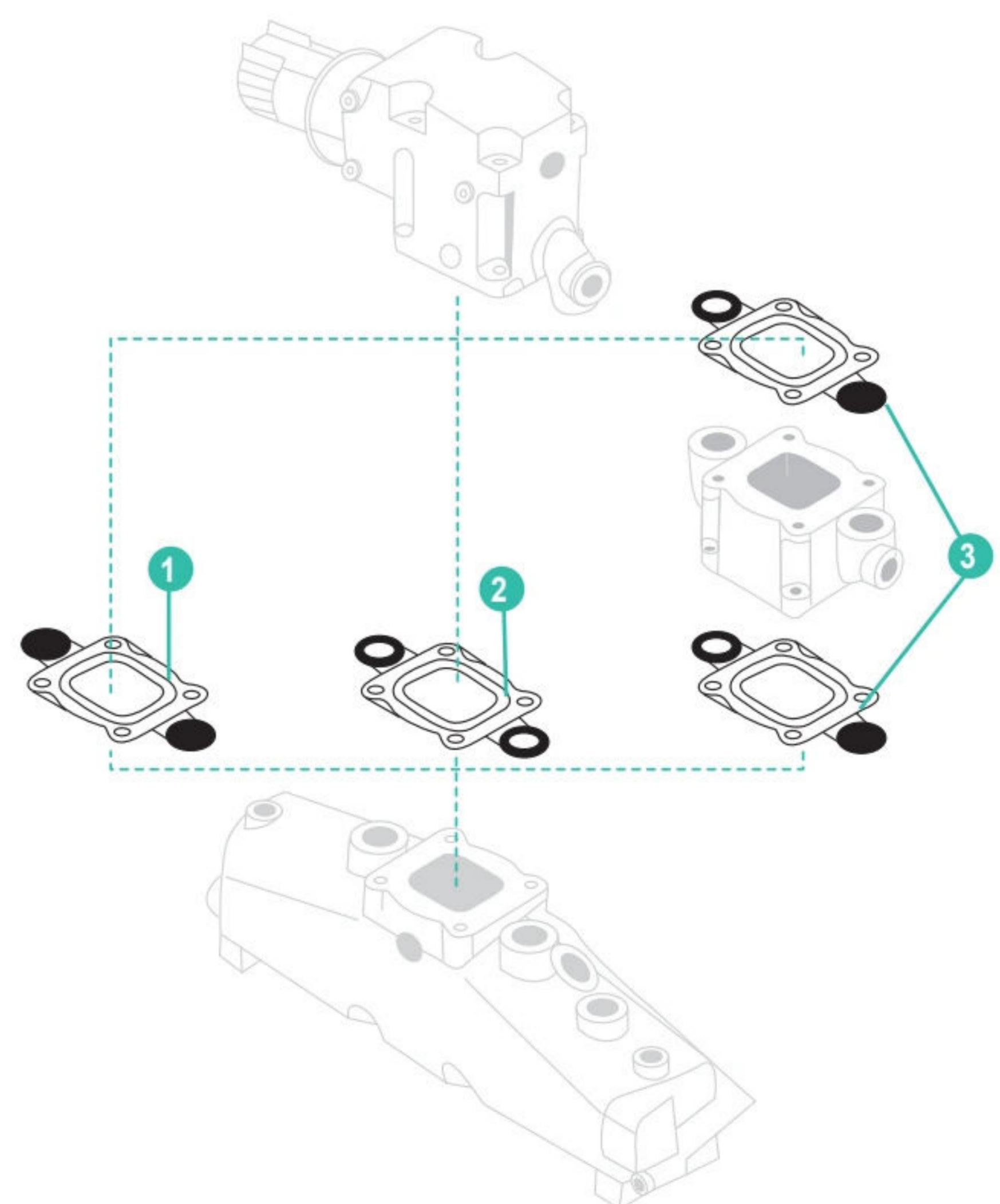
REF	OEM
REC27-864547A02	27-864547A02

2 OPEN COOLING



REF	OEM
REC27-864850A02	27-864850A02

3 RESTRICTOR COOLING



**TRANSOM COMPONENTS**

**COMPONENTES TRANSOM**

**COMPONENTI TRANSOM**


**COMPONENTS DU TRANSOM**

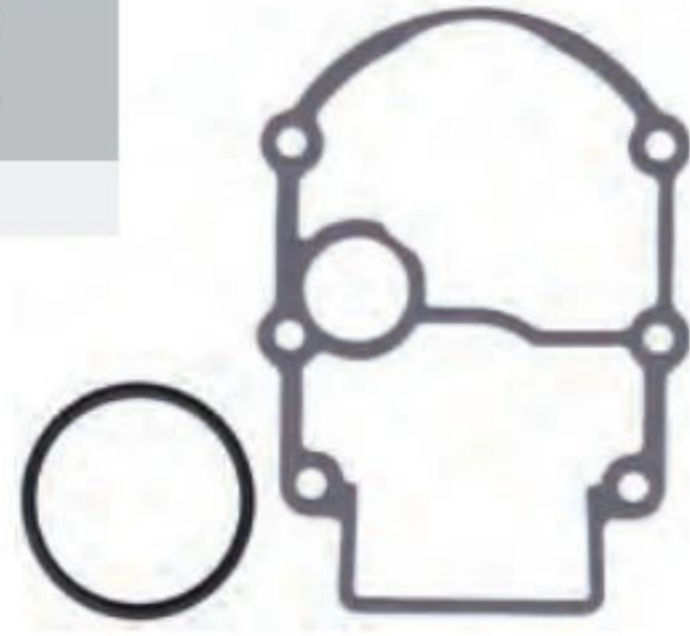
**GASKET SET**

**KITS DE JUNTAS**


**KIT GUARNIZIONI**

**KIT JOINTS**

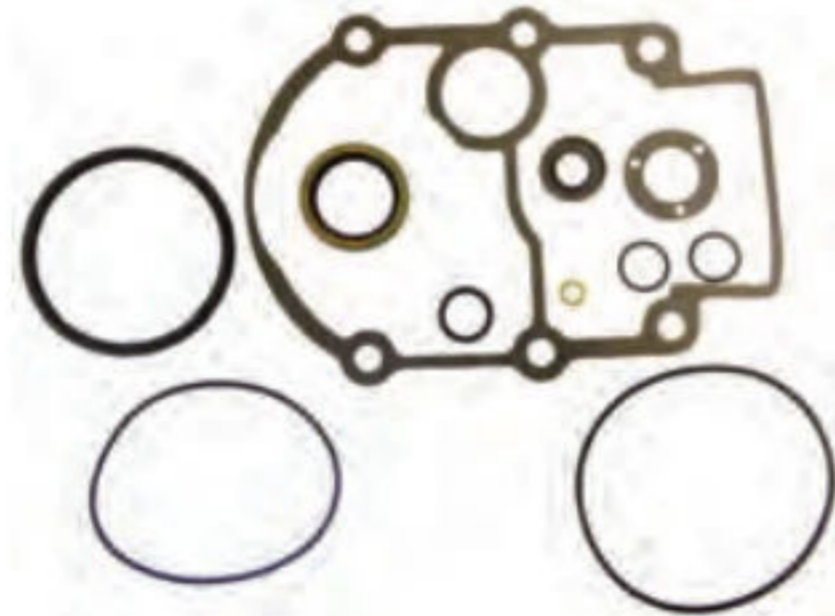
REF	OEM	
REC27-54014Q1	27-54014Q1	TR/TRS




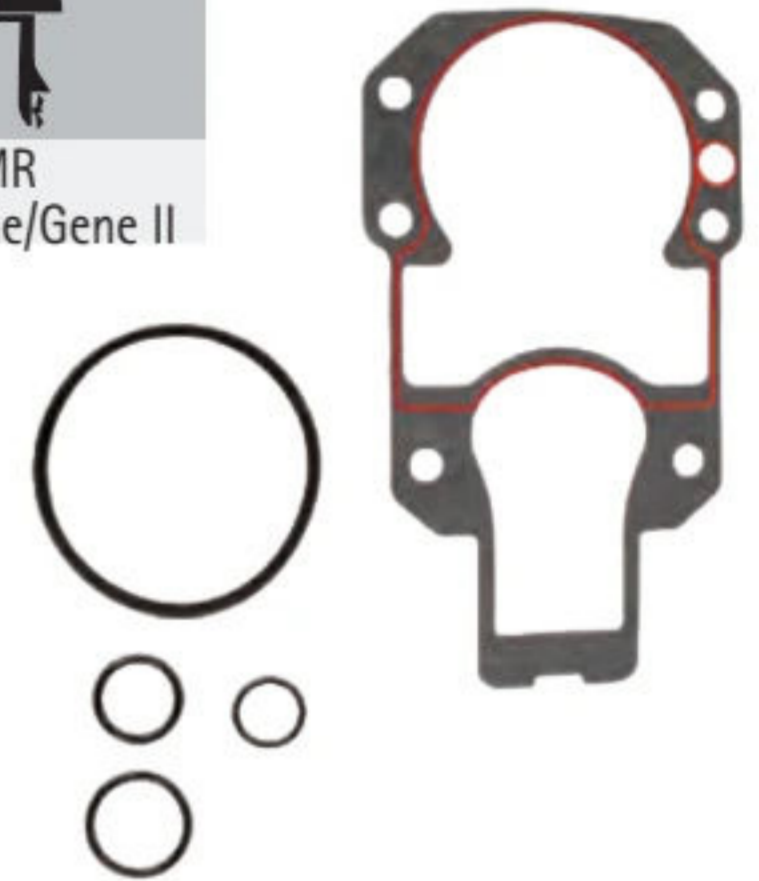
REF	OEM	
REC27-64818Q4	27-64818Q4	MC1/120 - 260



REF	OEM	
REC87580		TR/TRS



REF	OEM	
REC27-94996Q2	27-94996Q2	MC1/R/MR Alpha One/Gen II



REF	OEM	
REC16755Q1	16755Q1	BRAVO




**U-JPINT BELLOWS KIT**

**KIT FUELLE**

**KIT CUFFIE**


**KIT SOUFFLET**

REF	OEM	
REC60932A4	60932A4	1/R/Alpha One
CEF500516K	60932A1	(3469428+)



REF	OEM	
REC86840A05	8M0062406	Bravo Et Blackhawk
CEF500509K	86840A3	
	86840A05	



REF	OEM	
REC36223A2	36223A2	Old styles drives Colas antiguas Piedi vecchio Embases anciennes (-3443920)
	36223	
CEF500522K	36223A1	



REF	OEM	
REC816431A1	816431A1	Alpha One Gen II
CEF500515K		




**KIT FUELLE CABLE CAMBIO**

**SHIFT CABLE BELLOW KIT**

**KIT CUFFIA CAMBIO**

**KIT SOUFFLET CHANGEMENT**

REF	OEM	
REC74639Q02	74639Q02	ALPHA & BRAVO
CEF500513K		



**BELLOW CLIP**      **CLIP FUELLE**      **CLIP CUFFIE**      **CLIPS**

REF	OEM
REC54-86049	54-86049



**SHIFT CABLE BELLOW CLAMP**      **ABRAZADERA FUELLE CAMBIO**      **FASCETTA CUFFIE CAMBIO**      **COLLIER SOUFFLET CHANGEMENT**

REF	OEM	Image
REC54-38863	38863	
	54-38863	
	54-866507	
	54-8M0090424	
	54-8M0204733	
	866507	
	8M0090424	
8M0204733		



REF	OEM	Image
REC54-815504320	54-815504320	REC74639Q02



**EXHAUST BELLOWS**      **FUELLE DE ESCAPE**      **CUFFIE DI SCARICO**      **SOUFFLET D'ÉCHAPPEMENT**

REF	OEM	Image
REC78458A1	78458A1	
CEF500520K	78458	

Bravo I, II & III



REF	OEM	Ø IN.
REC18654A1	18654A1	Alpha & Bravo
CEF500512K	32734A3	



**SHIFT**      **CAMBIO**      **CAMBIO**      **CHANGEMENT**

**CABLE**      **CABLE**      **CAVO**      **CÂBLE**

REF	Image
REC21470	

MCM  
Newer models  
Modelos modernos  
Modello moderno  
Modeles modernes



REF	OEM	Image
REC865436A02	865436A02	
RM19543A10	ORIGINAL	

MCM  
Newer models  
Modelos modernos  
Modello moderno  
Modeles modernes

REF	OEM	Image
REC865437A02	865437A02	

Bravo I, II, III



**SHIFT CABLE ASSY KIT**      **KIT CABLE CAMBIO**      **KIT CAVO CAMBIO**      **KIT CÂBLES CHANGEMENT**

REF	OEM	Image
REC865436A03	MC1/R/MR/Alpha One/Gen II	



REF	OEM	Image
REC815471T1	815471T1	



Used on all older Chevy engines with 2 piece rear main seals.

Se usa en todos los Chevs antiguos en los que el retén trasero del cigüeñal es de dos piezas.

Si usa in tutti i Chevy vecchio con paraolio posteriore in 2 pz. 4 cil V6 e V8.

Utilisé sur toutes les anciennes Chevy où le joint arrière du vilebrequin est en deux parties.

REF	OEM	
REC76850A2	76850A2	GM MR / ALPHA / BRAVO



Used when replacing V6 or V8, 2 pieces rear main seal with 3 1/2" crankshaft bolt pattern to a newer 1 piece rear main seal engine with 3" bolt pattern.

Utilizado al reemplazar V6 o V8, 2 piezas de retén trasero con perno de cigüeñal de 3 1/2", retén trasero de 1 pieza con perno de 3".

Utilizzato per sostituire V6 o V8, paraolio posteriore in 2 pezzi con perno dell'albero motore con 3 1/2", perno posteriore de 1 pezzo da 3".

Utilisé lors du remplacement d'un V6 ou d'un V8, support arrière en 2 pièces avec boulon de vilebrequin de 3 1/2", support arrière en 1 pièce avec boulon de 3".

REF	OEM	
REC14505A2	14505A2	V6, V8



REF	OEM	
REC18643A7	18643A7	V6 Et V8 For engines with 14" flywheel Con volante grande 14" Con volano grande 14" Avec volant grand 14"



REF	OEM	
REC12632A7	12632A7	4L For engines with 12 3/4" flywheel Con volante pequeño 12 3/4" Con volano piccolo 12 3/4" Avec volant petit 12 3/4"



## SILEMBLOCK

REF	OEM				
REC23-99322	23-99322	SPACER	ESPACIADOR	DISTANZIALE	CALE
REC23-99299	23-99299	SPACER	ESPACIADOR	DISTANZIALE	CALE
REC12-32834	12-32834	FIBRE WASHER	ARANDELA FIBRA	RONDELLA FIBRA	RONDELLE FIBRE
REC12-35777	12-35777	WASHER	ARANDELA	RONDELLA	RONDELLE
REC10-97934	10-97934	SCREW	TORNILLO	VITE	VIS
REC11-863332	11-863332	LOCK	CIERRE	CHIUSURA	ÉCROU
REC13-33734	13-33734	SPRING	MUELLE	MOLLA	RESSORT



REC10-97934

## KITS SILEMBLOCK

REF	OEM
REC865329A02	865329A02



REF	OEM
REC10-97934A1	10-97934A1



REF	OEM
REC21811	



# ALPHA ONE GEN II (1991+)



REF  
REC8M0080805



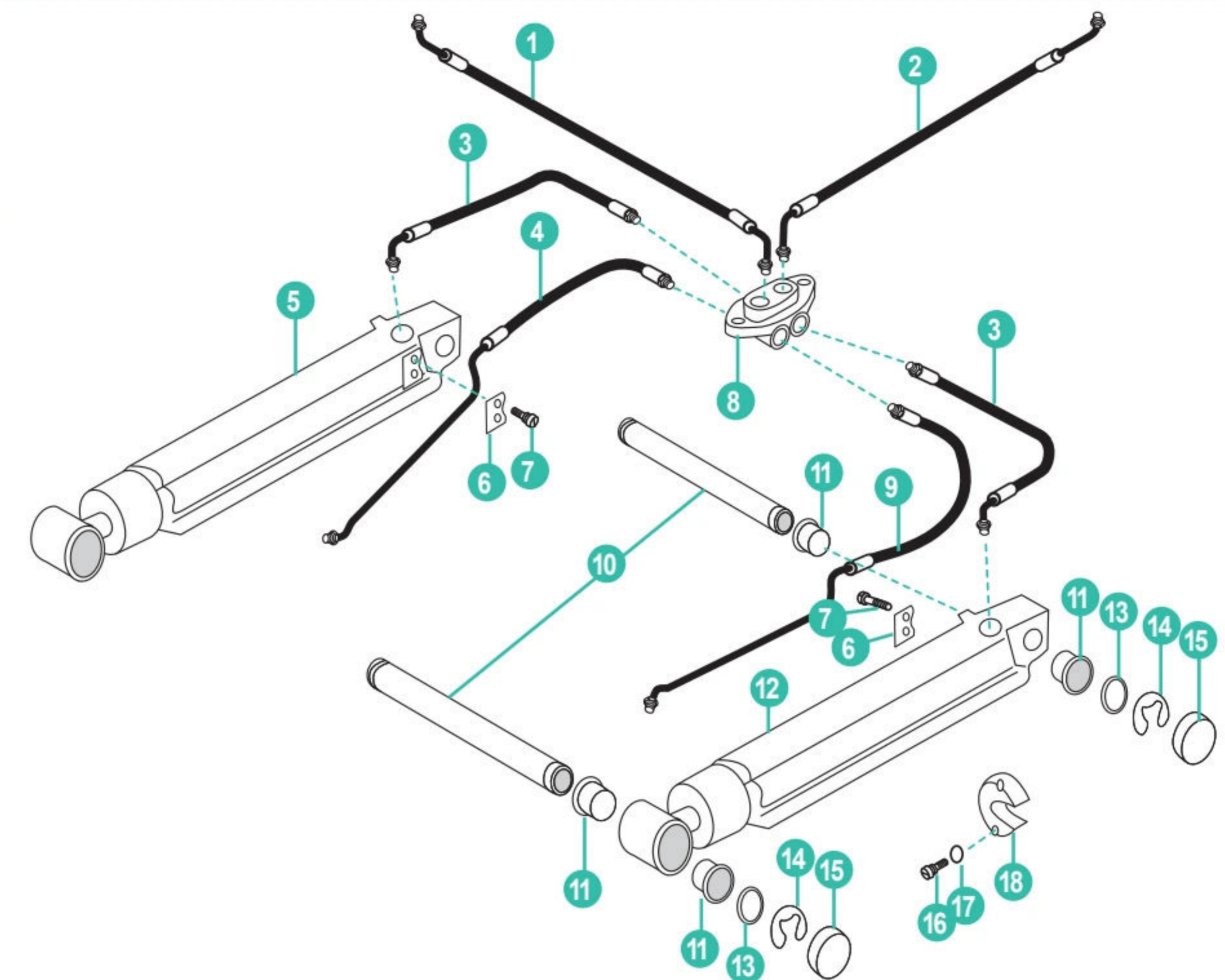
REF  
REC806191T



REF  
REC87399A3



REF  
REC87399A3



REF  
REC17-8M0065070



	REF	OEM				
1	REC32-861127	32-861127	TRIM HOSE (-OW099999) Black	LATIGUILLO TRIM (-OW099999) Negro	TUBO TRIM (-OW099999) Nero	FLEXIBLE DE TRIM (-OW099999) Noir
2	REC32-861128	32-861128	TRIM HOSE (-OW099999) Grey	LATIGUILLO TRIM (-OW099999) gris	TUBO TRIM (-OW099999) Grigio	FLEXIBLE DE TRIM (-OW099999) gris
3	REC32-99904	32-99904Q	TRIM HOSE	LATIGUILLO TRIM	TUBO TRIM	FLEXIBLE DE TRIM
4	REC32-864959	32-864959	TRIM HOSE	LATIGUILLO TRIM	TUBO TRIM	FLEXIBLE DE TRIM
5	REC815935A7	815935A7	TRIM CYLINDER PORT	CILINDRO TRIM BABOR	CILINDRO TRIM SINISTRO	VERIN DE TRIM BABORD
6	REC85060	85060	PLATE	SUJECCIÓN TUBO	SUPPORTO TUBO	PLAQUE SUPPORT
7	REC10-85486	10-85486	SCREW (.250 -20x.380)	TORNILLO (.250 -20x.380)	VITE (.250 -20x.380)	VIS (.250 -20x.380)
8	REC8M0080805	8M0080805	TRIM CONNECTOR KIT	KIT CONECTOR	KIT CONNETTORE TRIM	KIT CONNECTEUR TRIM
9	REC32-864960	32-864960	TRIM HOSE	LATIGUILLO TRIM	TUBO TRIM	FLEXIBLE DE TRIM
10	REC17-815953A01	17-815953A01	UPPER SHIFT SHAFT	EJE	ASSE	ARBRE
11	REC23-8159501	23-8159501	POWER TRIM RAM BUSHING	CASQUILLO	BOCCOLA	BAGUE DE VÉRIN
12	REC815954A7	815954A7	TRIM CYLINDER STBD	CILINDRO TRIM ESTRIBOR	CILINDRO TRIM DESTRO	VERIN DE TRIM TRIBORD
13	REC12-815952	12-815952	WASHER	ARANDELA	RONDELLA	RONDELLE
14	REC53-815949	53-815949	E-RING	CIERRE METÁLICO	CHIUSURA METALLICA	ÉCROU METAL.
15	REC19-815951	19-815951	PLASTIC CAP	TAPA PLÁSTICO	COPERCHIO IN PLASTICA	COUVERCLE PLASTIQUE
16	REC10-806290	10-806290	SCREW	TORNILLO	VITE	VIS
17	REC304454	13-69432	WASHER	ARANDELA	RONDELLA	RONDELLE
18	CM806189	806189Q1	ZN ANODE	ÁNODO ZN	ANODO ZN	ANODE ZN
	CM806189A	806189Q1	AL ANODE	ÁNODO AL	ANODO AL	ANODE AL
19	REC8M0080805	8M0080805	TRIM CONNECTOR KIT	KIT CONECTOR TRIM	KIT CONNETTORE TRIM	K KIT CONNECTEUR TRIM
20	REC806191T	806191T	POWER TRIM RAM END CAP Ø 48 MM (EXT)	TAPÓN CILINDRO POWER TRIM Ø 48 MM (EXT)	TAPPO CILINDRO POWER TRIM TRIM Ø 48 MM (EXT)	COUVERCLE VERIN DE TRIM Ø Ext. 48 mm
21	REC87399A3	87399A3	POWER TRIM CYLINDER OVERHAUL KIT	KIT REPARACIÓN TRIM	KIT RIPARAZIONE TRIM	KIT REPARACION TRIM
22	REC25-87400A2	25-87400A2	POWER TRIM SEAL KIT	KIT RETENES	KIT TENUTE	KIT JOINTS D'HUILE
23	REC17-8M0065070		POWER TRIM RAM BUSHING KIT	KIT EJE SUJECCIÓN	KIT SUPPORTO	KIT D'ARBRE DE SERRAGE

BRAVO



REF  
REC8M0080805



REF  
REC806191T



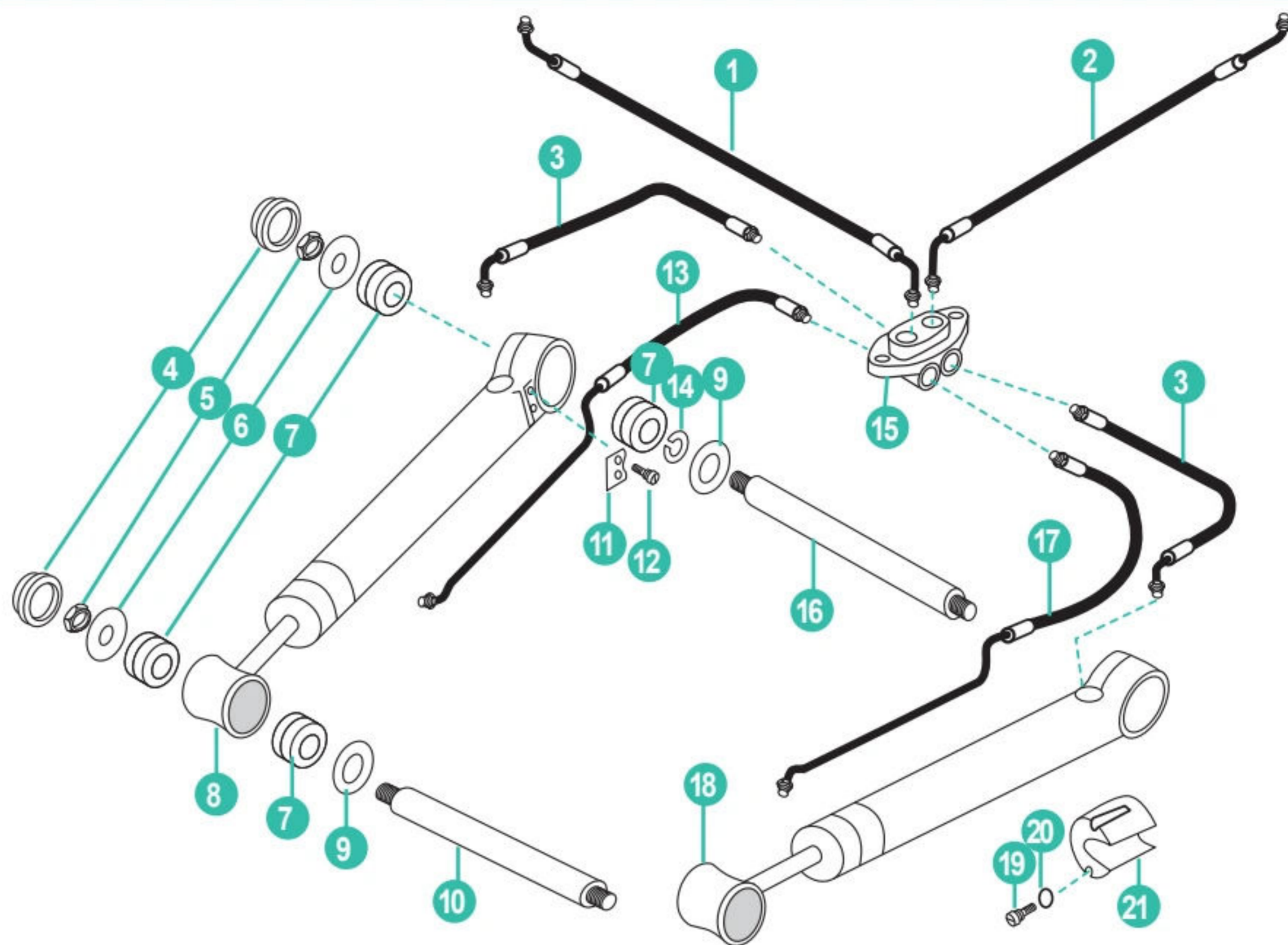
REF  
REC25-87400A2



REF  
REC14-44166T1



REF  
REC21920





	REF	OEM				
1	REC32-861127	32-861127	TRIM HOSE (-OW099999) Black	LATIGUILLO (-OW099999) Negro	TUBO TRIM (-OW099999) Nero	FLEXIBLE DE TRIM (-OW099999) Noir
2	REC32-861128	32-861128	TRIM HOSE (-OW099999) Grey	LATIGUILLO (-OW099999) gris	TUBO TRIM (-OW099999) Grigio	FLEXIBLE DE TRIM (-OW099999) gris
3	REC32-99904	32-99904Q	TRIM HOSE	LATIGUILLO TRIM	TUBO TRIM	FLEXIBLE DE TRIM
4	REC19-14842	19-14842	PLASTIC CAP	TAPA PLÁSTICO	COPERCHIO IN PLASTICA	COUVERCLE PLASTIQUE
5	REC11-34933	11-859116	LOCK NUT	TUERCA INOX	DADO INOX	ÉCROU INOX
6	REC12-44163	12-44163	WASHER	ARANDELA	RONDELLA	RONDELLE
7	REC23-807073	23-807073	P.T. RAM BUSHING	ADAPTADOR GOMA P.T.	ADATTATORE GOMMA	BAGUE POWER TRIM
8	REC98703A26	98703A26	TRIM CYLINDER PORT	PISTÓN TRIM BABOR	PISTONE TRIM SINISTRO	VERIN DE TRIM BABORD
9	REC12-44164	12-44164	WASHER	ARANDELA	RONDELLA	RONDELLE
10	REC17-44166	17-44166	ANCHOR PIN	EJE SUJECCIÓN TRIM	ASSE TRIM	ARBRE
11	REC85060	85060	PLATE	SUJECCIÓN TUBO	SUPPORTO TUBO	PLAQUE SUPPORT
12	REC10-85486	10-85486	SCREW	TORNILLO	VITE	VIS
13	REC32-864588	32-864588	TRIM HOSE	LATIGUILLO TRIM	TUBO TRIM	FLEXIBLE DE TRIM
14	REC53-805272	53-805272	RETAINING RING	ARO RETENEDOR	ANELLO BLOCCANTE	CLIPS
15	REC8M0080805	8M0080805	TRIM CONNECTOR KIT	KIT CONECTOR	KIT CONNETTORE	KIT CONNECTEUR
16	REC17-44167A1	17-44167A1	ANCHOR PIN	EJE SUJECCIÓN TRIM	ASSE SUPPORTO TUBO	ARBRE FIXATION VERIN DE TRIM
17	REC32-864589	32-864589	TRIM HOSE	LATIGUILLO TRIM	TUBO TRIM	FLEXIBLE DE TRIM
18	REC98704A26	98704A26	TRIM CYLINDER STBD	PISTÓN TRIM ESTRIBOR	PISTONE TRIM DESTRO	VERIN DE TRIM TRIBORD
19	REC10-806290	10-806290	SCREW	TORNILLO	VITE	VIS
20	REC304454	13-69432	WASHER	ARANDELA	RONDELLA	RONDELLE
21	CM806190 CM806190A	806190A1 806190A1	ZN ANODE AL ANODE	ÁNODO ZN ÁNODO AL	ANODO ZN ANODO AL	ANODE ZN ANODE AL
22	REC8M0080805	8M0080805	TRIM CONNECTOR KIT	KIT CONECTOR TRIM	KIT CONNETTORE TRIM	KIT CONNECTEUR
23	REC806191T	806191T	RAM END CAP Ø 48 MM (EXT)	TAPÓN CILINDRO Ø 48 MM (EXT)	TAPPO CILINDRO Ø 48mm (EXT)	NEZ DE VERIN Ø 48mm (ext.)
24	REC25-87400A2	25-87400A2	POWER TRIM SEAL KIT	KIT RETENES	KIT TENUTE	KIT JOINTS DE VÉRIN
25	REC14-44166T1	17-44166T1	POWER TRIM RAM BUSHING KIT (REAR)	KIT EJE SUJECCIÓN TRASERO	KIT ASSE POSTERIORE	KIT ARBRE FIXATION VERIN DE TRIM (arrière)
26	REC21920		POWER TRIM RAM BUSHING KIT (FRONT)	KIT EJE SUJECCIÓN DELANTERO	KIT ASSE ANTERIORE	KIT AXE VERIN DE TRIM (front)

## GUIDE CARBURETORS

## GUÍA CARBURADORES

## GUIDA CARBURATORI

## GUIDE DES CARBURATEURS

	CYL.	COD.	CARB.	KIT.	
AQ115A, B AQ125A, B AQ130C, D	4		SOLEX44 PA-1	REC856472	
AQ131A, B, C, D AQ145A, B			SOLEX44 PA-1	REC856472	
AQ120B AQ140A	4		SOLEX44 PHN-3	REC841294	REC3854018
AQ120A AQ130B	4			REC875407	
3.0L GL, GS, GLP	4	H-2	R-80316A, 1A	REC21533394	
AQ170A, B, C	6		SOLEX44 PA-1	REC856472	
AQ175A	6	R-2	17059059	REC841994	REC3302-9031
4.3L GI, GL, GS	6	H-2	R-80312A -A1	REC3854020	
4.3L GI, GL, GS	6	H-4	R-80403A -A1	REC1396-5238	
AQ200D, F AQ500A	8	R-2	17057133	REC841994	
501A, 501A/MS4A, 570/MS4A	8	R-4	17059283,296,298	REC823426A1	REC1397-3327
5.0L, 5.7L GM	8	R-4		REC823426A1	REC1397-3327
5.0L, 5.8L, FORD	8	H-2	R-80382A-1A	REC1396-4656	
5.0L, 5.8L FORD	8	H-4	R-80383A-1A	REC1396-5238	
740 A/MS5A	8	H-4	R-84026AA	REC76104	
7.4 GM ROCHESTER	8	R-4		REC841994	REC1397-3327
7.4L GL	8	H-4	R-80378A-1A	REC3854105	
7.5L FORD	8	H-4		REC985052	

## TURBO

## TURBO

## TURBINE

## TURBO

## TUBO

## TURBO

## TURBINE

## TURBO

	REF	OEM	
TAMD41A, B, D, L-A, H-A, H-B, P-A, M-A TAMD42WJ-A TMD41A, B, D D41A, B, D AQAD41A AD41A, D, B, L-A,P-A KAD42A, B, P-A KAD43P-A KAMD42B, P-A KAMD43P-A	REC861260	861260	REC3582563
MD40A TMD40A, B, C TAMD40A, B AD40B AQD40A AQAD40A, B	REC845294	845294	REC3582595
AD30A AQAD30A MD30, A TAMD30, A TMD30, A	REC846037	846037	REC3582595

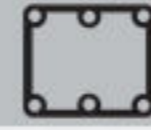
RECmar®





REF

OEM



RECmar®

AQAD31A  
AD31A, B, L-A, P-A  
TMD31A, B  
TAMD31A, B, L-A, M-A  
TAMD41B, D  
KAD32P-A

REC3581528 3581528 REC3582563



KAD300-A  
KAMD300-A

REC3802125 3583006 REC3582563



KAMD44P-A, P-C  
KAD44P, P-B, P-C

REC3802105 3581755 REC3582563




TAMD22P-B /SX  
TMD22A, B, P-C

REC3802092 3581150 RM859834



TAMD71A, B  
TAMD61A  
TAMD62A

REC865428 865428



TMD22A/SX  
TMD22-B  
TMD22P-C

REC861407 861407 RM859834  
REC861414





D3-110I-D, I-E, I-F, I-G, I-H D3-140, 150, 170,  
200, 220

REC3801387 21163289  
21354008 RM3883844



VOLVO

RECAMBIOS  
MARINOS

	REF	OEM	
D3-110I-A, I-B, I-C D3-130, 160	REC3801270	3847392	RM3883844
D3-190	REC3801271	3847393	RM3883844
D4-180, 210, 225	REC3802150	3582769	RM3588435
D4-260	REC3802149	3582768	
D4-300	REC3801173	38879363	RM3588435
D6-280, 300, 310	REC3802152	3584138	RM3588435
D6-330, 350, 370	REC3802151	3584053	RM3588435

RECmar®

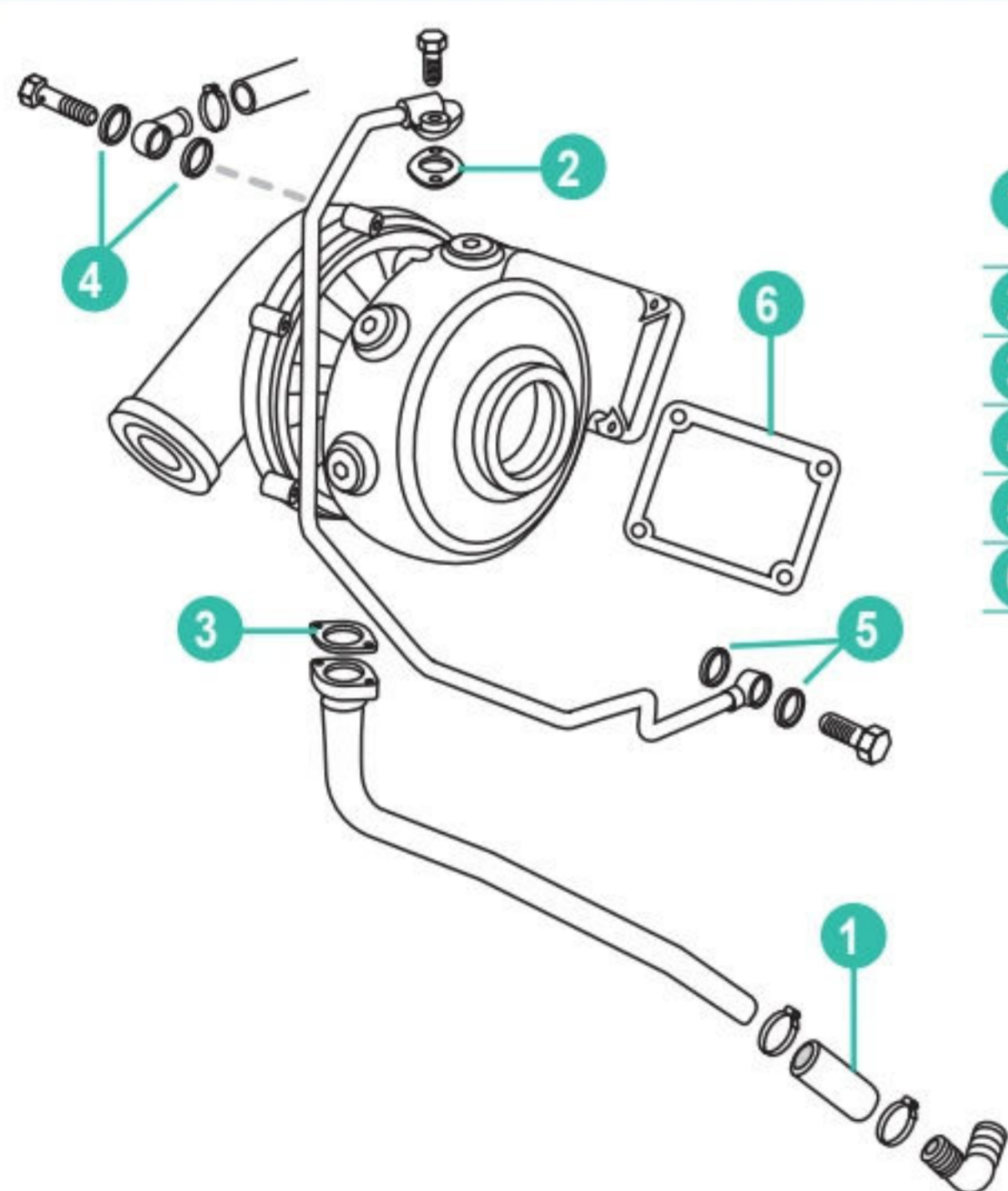


	REF	OEM	
D6-400, 435	REC3801138	3809911	RM3588435
2003T, TB 2003TB SOLAS	REC840962	840962	

**RECMAR®**



TUBE	MANGUERA	TUBO	DURITE
------	----------	------	--------



	REF	OEM				
1	REC23845355	23845355	HOSE OIL RETURN PIPE	TUBO CONECTOR RETORNO ACEITE	TUBO CONNETTORE RITORNO OLIO	TUBULURE DE RETOUR D'HUILE
2	REC22206133	22206133	GASKET	JUNTA	GUARNIZIONE	JOINT
3	REC20707685	20707685	GASKET	JUNTA	GUARNIZIONE	JOINT
4	REC11994	11994	WASHER	ARANDELA	RONDELLA	RONDELLE
5	REC969011	969011	WASHER	ARANDELA	RONDELLA	RONDELLE
6	REC23557470	23557470	GASKET	JUNTA	GUARNIZIONE	JOINT

TUBE	MANGUERA	TUBO	DURITE
------	----------	------	--------

REF	OEM	
REC3843854	3843854	D6-400, D6-435



CHARGE AIR COOLER, HOSE	TUBO INTERCAMBIADOR AIRE	TUBO SCAMBIATORE D'ARIA	TUBE D'ÉCHANGEUR D'AIR
----------------------------	-----------------------------	----------------------------	------------------------

REF	OEM	
REC470464	470464	D3-110, D3-190 MD121,122



AIR SHUTTER, HOSE	TUBO OBTURADOR AIRE	TUBO DI TENUTA ALL'ARIA	TUBE D'ÉTANCHÉITÉ À L'AIR
-------------------	---------------------	----------------------------	---------------------------

REF	OEM	
REC470327	470327	D11 MD102/120/121/122



**VOLVO**


**RECAMBIO  
MARINOS**

**BULB WATCH INSTRUMENTS**

**BOMBILLA RELOJ INSTRUMENTOS**

**LAMPADINA OROLOGIO STRUMENTI**

**AMPOULE ROUGE**

REF	OEM	
REC863946	863946	12V 1.2W Red. Compatible with almost all instruments. Rojo. Compatible con casi todos los instrumentos. Rosso. Compatibile con quasi tutti gli strumenti. Rouge. Compabile avec presque tous les instruments.



**COMPRESSOR**

**COMPRESOR**

**COMPRESSORE**


**COMPRESSEUR**

**ELECTRONIC MODULE**

**MÓDULO ELECTRÓNICO**

**MODULO ELETTRONICO**

**MODULE ELECTRONIQUE**

REF	OEM	
RM860993	860993 860433 860434 860435	KAD42A - KAMD42A (-2204202416)
RM881797	881797 872616	KAD42A - KAMD42A (2204202417+) KAD32, PA




**SOLENOID CLUTCH**

**EMBRAGUE COMPRESOR**

**FRIZIONE COMPRESSORE**

**EMBAYAGE DE COMPRESSEUR**

REF	OEM	
RM3581724	3581724 3581062 860786	D4-260 KAD32P-A KAD43P-A KAD42 KAD44 KAD300



**STARTERS**

**MOTORES DE ARRANQUE**

**MOTORINI AVVIAMENTO**

**DÉMARREUR**

Starter to replace all the little engines with diagonally fixation screws excepting 7.4L.

Motor de arranque para substituir a todos los motores de tamaño pequeño con tornillos fijación en diagonal excepto los 7.4L

Motorino d'avviamento per sostituire tutti i motori V 6 e V8 con motorini con viti di supporto trasversali eccetto i motori 7.4L

Démarrreur de remplacement pour les moteurs GM 4L V6 et V8 avec des vis de fixation décalées sauf 7.4L

REF	OEM						OEM
REC50-863007A1	3885317 3857747 3660566	12V 1.4 kW	11	14"	REC3859054	4 cyl V6 Et V8 3.0L	REC10-861788 10-861788



Starter with diagonally fixation screws.

Motor de arranque Heavy Duty. Tornillos de fijación en diagonal.

Motorino d'avviamento Heavy Duty con viti di supporto trasversali.

Démarrreur à usage intensif. Vis de fixation décalées.

REF	OEM						OEM
REC3885317	3860764	12V 1.7 kW	11	14"	RECPG260	V6 Et V8 7.4L	REC10-861788 10-861788



REF	OEM						
REC3854190	3854190 841066	1.4 kW 12V	10		REC0987883	FORD 5.0 Et 5.8L	2



Starter with diagonally fixation screws.

Tornillos de fijación en diagonal.

Viti di supporto trasversali.

Vis de fixation décalées

REF	OEM							OEM
REC50-99418A2	3850525 3853982	12V	9	14 <sup>1/4"</sup>	REC3853869	V6 Et V8	REC10-861788	10-861788



Starter Clockwise for 4L.

Motor de arranque pequeño 4 en línea.



Viti di supporto trasversali

Démarrreur pour moteur 4 Cyl en ligne.  
Vis de fixation parallèles

REF	OEM							OEM
REC50-806965A4	3854750 3856003	12V 1.4 kW	11	12 <sup>3/4"</sup>	REC3859054	V6 Et V8	MP0180-001	REC10-861788 10-861788



REF	OEM							OEM
REC50-8M0090697	3862308	12V 1.4 kW	11	12 <sup>3/4"</sup>	REC3859054	3.0L V6, V8	MP0180-001	REC10-861788 10-861788



Starter counter clockwise.

campana.

Controrotante, posizionato nella campana.

Contre-rotation ou montage sur cloche.




Contrarrotación o montaje en

REF	OEM			
REC50-808011A05	21129980 3862985	12V 1.4 kW	9	4, 6 Et 8 cyl 5.7 MIE / 6.2 MIE.



REF	OEM			
REC50-97499A2	841377	12V 1.4 kW	9	4, 6 Et 8 cyl 4 in line mod.470







REF	OEM			
REC21323043	21323043 3583555 3801351 3803929	12V 1.4 kW	9	D2-50, 55, 60, 75






REF	OEM			
REC21302969	21302969	12V 1.4 kW	9	2030 D1-30 D2-40






REF	OEM			
REC3827444	874385 3827444	24V 6 kW	12	TAD1240, 1241, 1242, 1250, 1251, 1252 D12






REF	OEM			
REC873549	872241 859593	12V 1.1 kW	9	HITACHI VALEO AQ120, 125, 145, 131, 151, 171, 251A, 2001, 2002, 2003



REF	OEM			
REC3840888	3840888 3803904	12V 0.95 kW	8	MD2010A, B, C, D MD2020A, B, C, D D1-13, B, F D1-20, B, F



REF	OEM			
REC3581774	3581774 188486 8599252	12V 3.1 kW	11	VALEO AQ30, 31, 40, 41 AD30, 31, 40, 41 TAMD30, 31, 40, 41, 42, 43, 44, 300



REF	OEM
REC968048	968048



REF	OEM			
REC3848965	3848965 3801204 30782228	12V	9	D3-110 --> D3-190



REF	OEM			
REC21423488	21423488 3801296 3803938 3803648 3588491 874501 3803855 3804296	12V	11	D4, 6



CUT OFF SWITCH

DESCONECTOR DE SEGURIDAD

SCONETTATORE DI SICUREZZA

COUPE CIRCUIT DE SECURITE

REF	OEM	
REC40970	3817092	D3, D4, D6, V6, V8
REC40990	22027280	



REC40970



REC40990

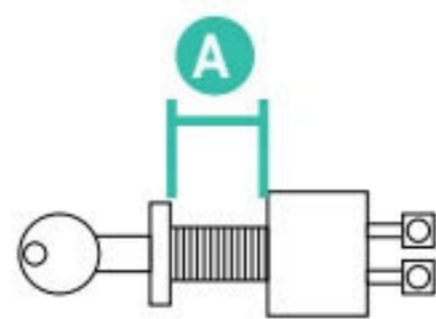
START KEYS

LLAVES DE ARRANQUE

CHIAVE DI AVVIAMENTO

CONTACTEUR DE DEMARRAGE

REF	OEM		
REC3587071	3587071		
RM3587072	3587072		
GS11152	856659	28 mm	3



REC3587071



RM3587072



GS11152



ALTERNATORS

ALTERNADORES

ALTERNATORI

ALTERNATEURS

ALTERNATORS

ALTERNADORES

ALTERNATORI

ALTERNATEUR

REF	OEM	⚡	🔧
REC3884858	3884858 3803577 3803940	12V 130A	D12, 31, 41, 61, 62, 63, 71, 72, 74



REF	OEM	⚡	🔧
REC8676498	8676498 3803645	12V 140 A	6 (50 mm) GROOVE PULLEY SERPENTIN SERPENTINA SERPENTINE



REF	OEM	⚡	🔧
REC874502	874502 3803650 3840181 3803911 3587216 3803846 3819662 3803903	12V 115 A	6 (50 mm) E D1-13, B, F D1-20, B, F D1-30, B, F D2-40, B, F D2-55, C, D, E, F D2-60F D2-75, B, C, F D4 D6



Delco Type Alternator. With tachometer terminal & simple pulley Self-exciting regulator.

Alternador tipo Delco. Con terminal cuentavueltas y polea simple. Regulador autoexcitante

Alternatore tipo Delco. Con terminale per contagiri e puleggia singola.

Alternateur de type Delco. Avec borne de compte tours et poulie unique.

REF	OEM	⚡	🔧
REC841769	873770	12V 63 A	6 (50 mm) SINGLE SIMPLE SINGOLA SIMPLE D1-30, B, F D2-40, B, F D2-55, C, D, E, F D2-60F D2-75, B, C, F D4 D6

RED +  
CASE -  
BLACK exc  
WHITE tach



REF	OEM	⚡	🔧
REC3860769	3860769 3854809	12V 55A	SINGLE SIMPLE SINGOLA SIMPLE REG. INTERNAL INTERNO INTERNO INTERNE GM 3.0, 4.3, 5.7, 7.4, 8.2 Ford 5.0, 5.8



REF	OEM	⚡	🔧
REC31419556	31419556 30667118 30659131	12V 150A	5 GROOVE PULLEY SERPENTIN SERPENTINA SERPENTIN D3-110 --> D3-220



MANDO

REF	OEM	⚡	🌀	REG.	🔧	
REC3860082	3862612 3860798	12V 65A	GROOVE PULLEY   SERPENTÍN SERPENTINA   SERPENTIN	INTERNAL INTERNO INTERNO INTERNE	8.1GiA, B, BF, C, CF, D, DF 8.1GXi-A, AF, B, BF, C, CF 8.1GXil-A, B, C 8.1GSi-A, 8.1Gil-A, B, C, D.	
REC3860171	83857561 3860171		SINGLE   SIMPLE SINGOLA   SIMPLE			3.0, 4.3, 5.0, 5.7, 5.8, 7.4, 8.2
REC3857813	3857813		GROOVE PULLEY   SERPENTÍN SERPENTINA   SERPENTIN			3.0, 4.3, 5.0, 5.7, 5.8, 7.4, 8.2



REC3860082



REC3860171



REC3857813

VALEO

For almost all diesel and gas engines with alternators  
PULLEY RM841812 not included

Prácticamente para todos los motores diesel y gasolina con alternador.  
No incluye polea RM841812.

Utilizzabile per la maggior parte dei motori diesel e benzina con alternatore.  
Non incluso puleggia RM841812

Pratiquement pour tous les moteurs diesel et à essence avec alternateur.  
Sans poulie RM841812

REF	OEM	⚡	🌀	OEM	REG.
REC873770	873770	12V 60A	RM841812	841812	INTERNAL INTERNO INTERNO INTERNE



DELCO

REF	OEM	⚡	🌀	REG.	🔧
REC3862612	3862612	12V 65A	SINGLE SIMPLE SINGOLA SIMPLE SIMPLE 6	INTERNAL INTERNO INTERNO INTERNE	4.3 GLM - E, EF 5.0GL - F, FF
REC3884950	3862665 3884950 3862613		SERPENTÍN GROOVE PULLEY SERPENTINA SERPENTINE		3.0GLP-A, B 3.0GLM-A, B 4.3 Et 5.7 EFI



REC3862612



REC3884950

TRIM

TRIM ENGINES ASSY




MOTOR TRIM COMPLETO


MOTORI TRIM COMPLETO

MOTEUR TRIM COMPLET


REF	OEM	⚡	ENGINE MOTOR MOTORE MOTEUR	✂️	🔧
REC3586765	3586765 854346 3857265 3861027	12V	REC854525	2	For 280-290 drives and SX early versions. Fine thread. Para colas 280-290 y versiones antiguas SX. Per piedi 280-290 e versione vecchia SX. Pour embases 280-290 et versions anciennes SX. (1976-05)



REF	OEM		ENGINE MOTOR MOTORE MOTEUR		
REC3587079	3587079 3857079 3857489 3858069 3860879	12V	REC3861575	2	Complete trim motor for SX drive late model with coarse thread. Para colas SX última versión con rosca gruesa. Per piedi SX ultima versione. Pour embases SX dernières versions.



REF	OEM	
REC21945915	21573834 21945915	DPS & SX-A



**HYDRAULIC TRIM MOTOR**    **MOTOR TRIM HIDRÁULICO**    **MOTORI TRIM IDRAULICO**    **MOTEUR DE TRIM HYDRAULIQUE**

REF	OEM		KIT			
REC854525	3858071	12V	REC3586765	2	4 mm	For 280-290 drives and SX early versions. Fine thread. Para colas 280-290 y versiones antiguas SX. Per piedi 280-290 e versione vecchia SX. Pour embases 280-290 et versions anciennes SX. (1976-05)



**MECHANICAL TRIM MOTOR**    **MOTOR TRIM MECÁNICO**    **MOTORI TRIM MECANICO**    **MOTEUR DE TRIM MECANIQUE**

REF	OEM			
REC850834	850834	12V	2	ROLL PIN TYPE



**SX TRIM MOTOR**    **MOTOR TRIM SX**    **MOTORI TRIM SX**    **MOTEUR DE TRIM SX**

REF	OEM				
REC3853945	3853945	12V	2	3	(1994+) 3.0 & 8.2L



**TRIM/TILT MOTOR**    **MOTOR TRIM /TILT**    **MOTORI TRIM / TILT**    **MOTEUR DE TRIM /TILT**

REF	OEM				KIT	
REC3861575	3861575	12V	2	2.8 mm	REC3587079	Later version 2.3" bolt centers w/coarse thread Para colas SX última versión con centros de tornillos a 58,4 mm. Per piedi SX ultima versione con misura interna delle viti da 58,4 mm. Pour les embases SX, dernière version avec entraxe des vis à 58,4 mm.  DPH, DPR




3 TO 2 WIRE WIRED CONVERTER

CONVERTIDOR DE 3 A 2 CABLES

CONVERTITORE CAVI DA 3 A 2 FILI

FAJSCIEAU CONVERTISSEUR 3 A 2 FILS

REF
REC84-819514T26



RESERVOIR TRIM

DEPÓSITO TRIM

VASCHETTA TRIM

RESERVOIR TRIM

REF	OEM		Ø
REC18525A1	854531	1	
REC883166A2	3861570	4	97 mm
REC3858077	3858077	4	99 mm



REC18525A1


REC883166A2  
REC3858077

TRIM SENSOR


SENSOR TRIM

SENSORE TRIM


SONDE DE TRIM

REF	OEM	
REC22314183	873531 22314183 828726	290, SP, DP





REF	OEM	
REC3858212	21652399 3858212	SX (digital european gauge) (reloj digital europeo) (strumento digitale europeo) (Jauge digitale europe)





REF	OEM	
REC21484383	21484383 3841840	SX-A



REF	OEM		
REC3594989	3594989 3861837 3854842 3863129	2	SX-M, LT, MDB, MHP, MACLT, MAC, MDC, MBAC



REF	OEM		
REC3863007	3849411 3863007 3849413 3855535	3	SX (digital european gauge) (reloj digital europeo) (strumento digitale europeo) (Jauge digitale europe)



TRIM SENSOR SUPPORT    SOPORTE SENSOR TRIM    SUPPORTO SENSORE TRIM    SUPPORT SONDE DE TRIM

REF	OEM
REC3852555	3852555



TRIM CONTROL SWITCH    PULSADOR TRIM MANDO    INTERRUPTORE DI CONTROLLO DEL TRIM    BOUTON-POUSSOIR TRIM

REF	OEM
REC3856844	3856844 3856839



TRIM SWITCH    INTERRUPTOR TRIM    INTERRUPTORE TRIM    INTERRUPTEUR DE TRIM

REF	OEM	Icon
REC3855650	3855650 876317 853846	DP-D1, C, E, G DPX SP-C1, E SX



TRIM CYLINDER TUBE    TUBO CILINDRO TRIM    TUBO CILINDRO TRIM    TUBE VERIN DE TRIM

REF	Icon
RMTUBOVOLVO	Old pistons:   Pistones antiguos: Pistone vecchio:   Pistones anciennes: 852755, 854610, 853308, 853309, 854550



PISTON TRIM    PISTON TRIM    PISTONE TRIM    VERINS DE TRIM

REF	OEM	Icon
RM3857471	3857471	SX-MLT, MACLT



REF	OEM
RM3860881	3860881 872837



REF	OEM	Icon	FULL TILT
REC22187386	22187386 3889955	SX-A, DPS-A	STD ESTRIBOR DESTRA TRIBORD PORT
REC22187385			BABOR SINISTRA BABORD



REF	OEM	Icon	
REC21840806	21840806 3888301 3857470	DPH, DPR	
REC22121309			STD ESTRIBOR DESTRA TRIBORD PORT
			BABOR SINISTRA BABORD



**TOOL FOR END NUT**

**HERRAMIENTA PARA TUERCA**

**STRUMENTO PER DADO**

**CLE POUR ECROU DE VERIN DE TRIM**

REF	PISTONS PISTONES PISTONI VERINS
REC19876	RM3860881 RM872612-7



**PISTON TRIM KIT**

**KIT PISTON TRIM**

**PISTONE TRIM KIT**

**KITS VERINS DE TRIM**

REF	OEM	
RM3885196	3885196 3850683	To replace the original piston (3852414) Para substituir los pistones (3852414) de colas SX Per sostituire i pistoni del piedi SX (3852414) Remplace les vérins des embases SX (3852414)



REF	OEM	
RM872612-7	872612 854610 853439	With terminal. Con terminal de horquilla. Terminale a forcella Embout à fourche.



**REPAIR KIT TRIM PISTON**

**KIT REPARACIÓN TRIM**

**KIT RIPARAZIONE PISTONE TRIM**

**KIT REPARATION VERIN DE TRIM**

REF	FOR PARA PER POUR	
RECKITDP	RM3860881	

REF	FOR PARA PER POUR		
REC22169	REC21840806 REC22121309	DPH, DPR	

REF	FOR PARA PER POUR	
RECKITDP2	RM872612-7	

REF	FOR PARA PER POUR		
REC22172	REC22187386 REC22187385	DPS-A SX-A	



REF	FOR PARA PER POUR	
REC19088	REC21840806 REC22121309	

REF	FOR PARA PER POUR		
REC3854247	3854247	SX DP-SM SX-M, S, C	

REF	MD21A, B AQD21A, B		
REC22127			

REF	4 bolt oil cooler cap Para tapa de enfriador con 4 tornillos Per modello con 4 viti couvercle avec 4 vis		
REC22104			
MD30, 31, 40, 41, 42, 43, 44, 300			

REF	3 bolt oil cooler cap Para tapa de enfriador con 3 tornillos Per modello con 3 viti couvercle avec 3 vis		
REC22143			
KAD32P-A, 42P-A, 43P-A, 44P-A, 300A KAMD42P-A, 43P-A, 44P-A, 300A TAMD42WJ-A D31, 32, 41, 42, 43, 44, 300			

REF	D30, 31, 32, 40, 42, 43 D41, A, B, D, L-A AD30A, 40B AD31A, B, D, L-A, P-A, XD AD41AM, L-A, P-A AQAD30A, 31A, 40A, 41A AQD40AM MD30AM, 31, 40A TAMD30A, 40A, 42B, 42WJ-A TAMD31A, L-A	TAMD41A, B, D, H-A, L-A, M-A, P-A TMD30A, 31A, 40A TMD41A, B, D, L-A KAD32P-A, 43P-A, 300A KAD42A, B, P-A KAD44P-A, P-B, P-C KAMD42A, B, P-A KAMD43P-A, 300A KAMD44P-A, P-B, P-C KAD44P-A, P-B, P-C		
REC22149				

### BLOCK CIRCULATING WATER PUMPS

### BOMBAS DE AGUA DE CIRCULACIÓN

### POMPE ACQUA RICIRCOLO DI BLOCCO

### POMPE DE BRASSAGE







#### WATER PUMPS



#### BOMBAS DE AGUA



#### POMPE ACQUA


#### POMPE A EAU


REF	OEM		
REC271975	271975 1275148 3547560	131A, B, C, D 151A, B, C 171A, C 230A, B 250A, B 251A	

REF	OEM		
REC46-8M0113733	3858340 3854017	3.0L	

REF	OEM		
REC3587508	3587508 828023	140A 120B 125A 145A	



REF	OEM		
REC46-8M0113735	3855991 856609 3854118	7.4L 8.2L	


REF	OEM		
REC3853796	3853796	V8 Ford, 302 Et 351	

REF	OEM		
REC46-8M0113736	3861341	GM 8.1L	

REF	OEM	
REC879194401	21124846	V6 (  bypass) 4.3L-J, GL-JF, GXI225-R, GI200-R, GXIE225-R, GXIE-M, GXIE-P, GXIE-Q, GXI-J, GXI-JF, OSI-V, OSI-JF, GXI-P, GXI-Q (2008+)





REF	OEM	
REC46-8M0113734	3853850	V6 & V8 (small block   bloque pequeño   blocco piccolo   petit bloc)  : 4.3L-J, GL-JF, GXI225-R, GI200-R, GXIE225-R, GXIE-M, GXIE-P, GXIE-Q, GXI-J, GXI-JF, OSI-V, OSI-JF, GXI-P, GXI-Q (-2007)





WATER PUMPS GASKETS    JUNTAS BOMBAS DE AGUA    GUARNIZIONE POMPE DELL'ACQUA    JOINTS DE POMPE A EAU





REF	OEM		PUMP BOMBA POMPA POMPE
REC27-803192A2	24-803192A2	740, 7.4, 8.2L	REC46-8M0113735



REF	OEM	
REC22014	AQ120B, 125A, 140A, 145A BB140A, 145A	





REF	OEM		PUMP BOMBA POMPA POMPE
REC27-56880	Ford V8 (302, 351)		REC3853796





REF	OEM	
REC22038	AQ125B, 145B	





REF	OEM		PUMP BOMBA POMPA POMPE
REC27-33956	3853342	4 & 6 Cyl.	REC46-8M0113733




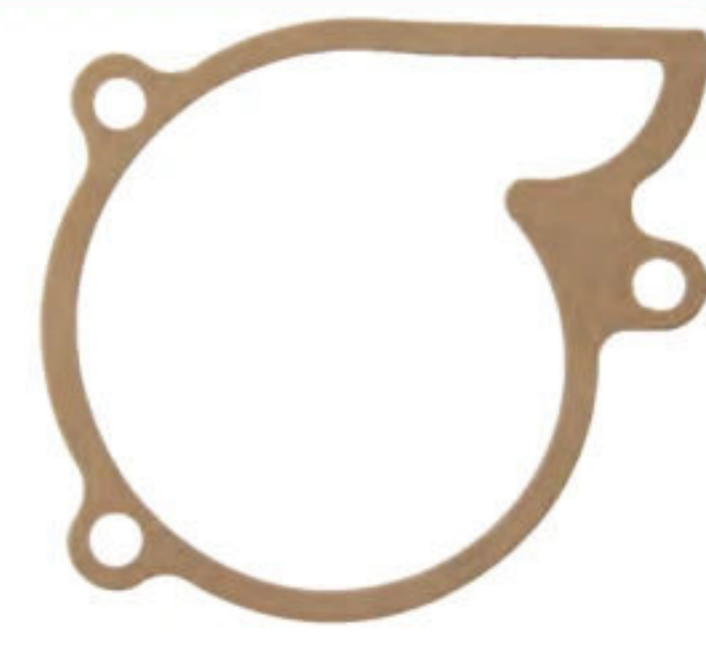
REF	OEM		PUMP BOMBA POMPA POMPE
REC30677767	30677767	D3	REC3801404




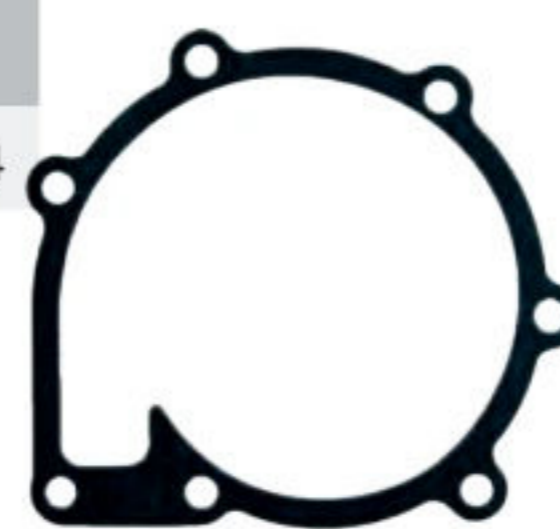
REF	OEM	
REC3818912	3818912	D4 D6





REF	OEM	
REC430017	430017	AQ165 AQ170 BB165 BB170



REF	OEM		PUMP BOMBA POMPA POMPE
REC859027	859027 1542229		REC23059414



REF	OEM	
REC1378491	1378491 1376344	230,250,251 131,151,171







REF	OEM		 (mm)
REC968971	968971		
REC22876829	22876829 DPH/DPR		
REC22876831	22876831 DPH/DPR		






**RAW MARINE WATER PUMPS      BOMBAS ASPIRACIÓN AGUA MARINA      POMPE ASPIRAZIONE ACQUA MARINA      POMPE A EAU DE MER**


** GAS ENGINE      MOTORES GASOLINA      MOTORI BENZINA      MOTEUR ESSENCE**




**WATER PUMPS      BOMBAS DE AGUA      POMPE ACQUA      POMPE A EAU**

REF	OEM				
JOH10-32621-2	855578	AQ120B	REC875575	REC831009	REC831622
	828026	AQ125A, B			
	855517	AQ131A, B, C, D			
		AQ140A			
		AQ145A, B			
		AQ151A, B, C			
		AQ171A, C			
		AQ251C			
		AQ230A, B			
		AQ250A, B			
		BB140A			
		BB145A			






REF	OEM			
JOH10-32058-1	831178	AQ165A	REC875575	REC831009
		AQ170A, B, C		
		MD21A MO 103387-9		
		MD21B		
		AQD21B, A		
		BB165A		
		BB170A, B, C		






REF	OEM			
RM21212798	21212798 3812522	3.0GLP-D, P-E, P-J, P-N	REC21213664	REC3817687




REF	OEM			
RM21214595	21214595	3.0GLP-A, B, C	REC21213660	REC3857954
	3812696	3.0GLM-A, B, C		
	3862485	3.0GSP-A, B, C		
	3861417	3.0GSM-A, B, C		






REF	OEM			
REC21214599	21214599	3.0GSMEFS, GSPEFS	REC21213660	REC3857954
	3812693	4.3GX1-C, GX1-CF, GX1-D, GX1-DF, GX1-SI, GX1-E, GX1-EF, OSI-E, OSI-EF		
	3862482	5.0GX1-C, GX1-CF, GX1-D, SI-C, SI-CF, SI-D, SI-DF, SI-E, GX1-EF, DSI-E		
	3857202	5.7GI, GX1, OSI, SX1, GX1L		



REF	OEM			
REC3860703	3860703 856513	V6 & V8	CEF500104	RM826422


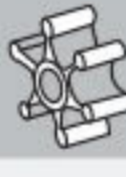



REF	OEM			
RM21214596	21214596 3812697 3862487 3858229	4.3GL-A, GL- B, GL-C, GL-D, GLP 5.0GL-A, GL-B, GL-C, GL-D, GL-E, GLP 5.7GL-A, GL-B, GL-C, GL-D, GL-E	REC21213660	REC3857954



REF	OEM			
RM21255090	21255090 3812520	4.3GL-E, GL-EF 5.0GL-F, GL-FF	REC21213664	REC3812240


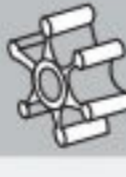


REF	OEM			
REC21212799	21212799 3812519	4.3GL-G, GL-GF, GXI-F, OSI-F, GXIE-M, GL-P, GXI-P, GXI-Q, GXI-GF, OSI-GF, GXI-G, OSI-G 5.0GL-M, GL-HI, GXI-F, GXI-FF, OSI-FF, GXI-G, GXI-GF, OSI-G, OSI-GF, GIF-FF, GXI-G, GXI-GLI, OSI-E, OSI-EF, OSI-GF, SXI-G, SXI-GF, GI-F, GXIL-G, GIL-G, GXIL-H	REC21213664	REC3817688 REC3812240



REF	OEM			
REC21214601	21214601 3812695 3862484 3860795	8.1	JOH09-1027B	REC3857954




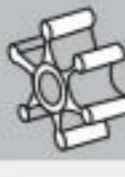
REF	OEM		
REC21212800	21212800 3812518	8.1 GIE-P, FXIE-P, CICE-P/Q, G, H 8.1 IPS 8.1 OSI-C/CF, D, DF 8.1 GI-G, H	CEF500178G



REF	OEM			
JOH10-35098-3	829895	AQ60, 90, 95, 100, 105, 110, 115, 120A, 130 MB18, 20 MD3B, 17C, D Without thread   Sin rosca   Senza filetto   Non fileté	REC3586496	REC975672





IMPELLER APPLICATION (MORE COMMON)	GUÍA DE IMPULSORES (MAS COMUNES)	GUIA GIRANTE (PIU COMUNE)	GUIDE DES TURBINES (LES PLUS COMMUNES)				
			REF	CEF	JABSCO	JOHNSON	SHERWOOD
3.0GLP-C			REC21213660	CEF500107T		JOH09-1027B	
3.0GLP-D/E, J3.0GXJ-J, 3.0GXIC-J			REC21213664	CEF500178G			
4.3GL-J/JF, GXI-J/JF, G/GF, OSI-J/JF, G/GF			REC21213664	CEF500178G			
5.0GL-J/JF, GXI-J/JF, G/G-F, OSI-J/JF, G/G-F			REC21213664	CEF500178G			
5.7GI300-J/JF/FF, OSI-J/JF, GXI-J/JF/G/GF, OSXI-J/JF/E/EF			REC21213664	CEF500178G			
7.4GL (MD)			REC3854286	CEF500103T			SHE09959K
7.4GL (HU,NC,LK), GI, GSI, DPX385			REC21213660	CEF500107T		JOH09-1027B	
8.1GI-J/JF,H/HF, GXI-J/JF,G/GF, OSI-J/JF, D/DF			REC21213664	CEF500178G			
8.2GL			REC3854286	CEF500103T			SHE09959K
8.2GSI, DPX415 (HU-BY-WT)			REC21213660	CEF500107T		JOH09-1027B	
500A, B501A, B			REC21213660	CEF500107T		JOH09-1027B	
570A, 571A, 572A, AQ225B		31	REC21213660	CEF500107T		JOH09-1027B	
570A, 571A, 572A, 740A,B		50	REC18777-0001	CEF500104	JAB18777-0001-P		
AQ95/100/110, AQ115/A/B, AQ120, AQ130A/B/C/D BB115A/B/C			REC3593659	CEF500116GX		JOH09-1026B	
AQ120B, AQ125A/B, AQ131A/B/C/D, AQ140/A, AQ145A/B, AQ151A/B/C, AQ165, AQ170A/B/C, AQ171 BB140A, BB145A 230A/B, 250B			REC875575	CEF500170CG		JOH09-801B	
AQ225A/B,C			REC3854286	CEF500103T			SHE09959K
AQ225B/D/E/F, AQ260A/B, AQ271A/B/C/D, AQ280A, AQ290A BB225A/B/C, BB231A, BB260A/B/C, BB261A		50	REC18777-0001	CEF500104	JAB18777-0001-P		
AQ311A/B AQ231A/B, AQ260A, AQ271A/B/C/D, AQ280A, AQ290A BB225A/B/C, BB260A/B/C, BB261A		31	REC21213660	CEF500107T		JOH09-1027B	




DIESEL ENGINE	MOTORES DIESEL	MOTORI DIESEL	MOTEUR DIESEL
---------------	----------------	---------------	---------------



WATER PUMPS	BOMBAS DE AGUA	POMPE ACQUA	POMPE A EAU
-------------	----------------	-------------	-------------

REF	OEM			
JOH10-35098-3	829895	AQ60, 90, 95, 100, 105, 110, 115, 120A, 130 MB18, 20 MD3B, 17C, D Without thread   Sin rosca   Senza filetto   Non fileté	REC3586496	REC975672



REF	OEM			TUBO   TUBE		KIT	SHAFT KIT KIT EJE KIT ASSE KIT ARBRE
JOH10-24707-01	840557 861009	2001, B, AG, BG 2002, B, D, AG, BG 2003, B, D, AG, BG	REC3586496	REC829714	REC925093	REC21951368	REC21951414




REF	OEM			KIT	SHAFT KIT KIT EJE KIT ASSE KIT ARBRE	
JOH10-35157-1	858065 840076 833415 833883 807368	MD11D, C MD6A, B MD7A, B MD1B, 2B AQD2B MD5A, B, C MB10A Without thread   Sin rosca   Senza filetto   Non fileté		REC3586496	REC21951368	REC21951422



REF	OEM			KIT	SHAFT KIT KIT EJE KIT ASSE KIT ARBRE	
JOH10-35157-3	807368 833415 833522 833883	MD11D, C MD6A, B MD7A, B MD1B, 2B AQD2B MD5A, B, C MB10A Without thread   Sin rosca   Senza filetto   Non fileté		REC3586496	REC21951368	REC21951422


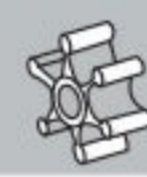




REF	OEM			TUBO   TUBE	
JOH10-24268-4	858150	2003T, TB	JOH09-1027B	REC418411	REC925093



REF	OEM			
JOH10-24130-3	838522 844971	TAMD40A, B AQAD40A, B (old style   Modelos antiguos   modello vecchio   modèles anciens)	JOH09-1028B	REC968971



REF	OEM				
JOH10-24061-3	842843	TMD30A TAMD30A AQAD30A AQD40A MD40A TMD40A, B, C, (old style   Modelos antiguos   modello vecchio   modèles anciens)	REC3841697	REC829433	REC968971





REF	OEM				
JOH10-24277-3	858469	TMD31A, B TMD41A, B TAMD31A, B AQAD41A, B AQAD31A D41A, B AD31A, B (old style   Modelos antiguos   modello vecchio   modèles anciens)	REC3841697	REC858467	REC968971




REF	OEM				
REC3583115	3583115 860629 3581558 860827	31, 32, 40, 41, 42, 43, 44, 300 For hose connectors with clamps. Para manguitos fijados con abrazaderas. Modello pompa de montare con manicotti bloccati con fascette Pour les manchons clampés.	REC3841697	REC858467	REC968971




REF	OEM	
REC3829311	3829311 846354	TAMD61A, B SN (-1101014435 / XXXXX:A) TMD100C, 102A, 122A, 121C, 120B TAMD102A, 102C, 121C, 121D





REF	OEM	
REC3829313	3829313	TAMD102A, 102D, 103A, 120B, 122A, 122C, 122D, 122P-A, 122P-B, 122P-C
	3829312	
	866396	
	845189	






REF	OEM	
REC3837935	3837935	TAMD162A/B/C/C-B/C-C TAMD163A-A/P-A TAMD165A-A/C-A/P-A
	3825493	
	876809	
	863437	






REF	OEM		
REC3593655	3593655	D1-30, B, F D2-40, B, F MD2030A, B, C, D MD2040A, B, C, D	REC3593659
	3580945		
	3580222		
	3580223		
	3580910		
	3580920		


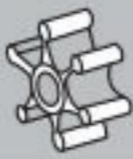


REF	OEM			
REC3593654	3593654	D1-13, B, F D1-20, B, F MD2010A, B, C, D MD2020A, B, C, D	REC3593659	REC23035
	3580064			
	3580944			
	3580900			




REF	OEM			
REC3583089	3583089	D2-50F D2-55B/C/D/E/F D2-60F D2-75B/C/F	JOH09-1027B	REC23038







REF	OEM		
REC21141637	21141637	D3-110I-A/I-B/I-C D3-130A-A/I-A/I-B/A-B/A-C D3-160A-A/I-A/I-B/I-C/A-B/A-C D3-190I-B/I-C/A-B/A-C	JOH09-812B
	3593656		
	3884694		






REF	OEM		
REC21379102	21379102 21106041	D3-110 --> D3-220	JOH09-812B






REF	OEM			
REC3584062	3584062	D4-180I-B/I-C/I-D/I-E/I-F D4-210A-A/I-A/I-B D4-225A-C/A-D/I-B/I-C/I-D/I-E/I-F D4-260A-A/A-B/A-C/A-D/D-B/D-C/D-D/I-A/I-B/I-C/I-D D4-300A-A/A-C/A-D/D-A/D-C/D-D/I-A/I-C/I-D	JAB17937-0001-P	REC062MINORKIT



REF	OEM			
REC21419374	21419374	D4-225A-E/A-F D4-260A-E/A-F/D-E/D-F D4-300A-E/A-F/D-E/D-F	REC3841697	REC374MINORKIT



REF	OEM			
REC3838288	3838288	D5A-T, A-TA, A-BTA D7A-T, A-TA, A-BTA D7C-TA, C-BTA	REC3841697	REC288MINORKIT



REF	OEM			
REC21419376	21419376	D6	REC3887761	REC376MINORKIT



REF	OEM			
REC21380890	21380890 3589907 3584063	D6	REC3593573	REC890MINORKIT





**WATER PUMPS  
IPS SYSTEM**




**BOMBAS DE AGUA  
SISTEMAS IPS**

**POMPE ACQUA  
SISTEMA IPS**




**POMPE A EAU  
SYSTEME IPS**

REF	OEM			KIT 
REC21380886	21380886 3819485 3836314	D9A D11A	JAB17018-0001	REC886MINORKIT






REF	OEM			KIT 
REC22063494	22063494	D11B1-AMP D11B2-AMP (IPS)	JAB17018-0001	REC494MINORKIT



REF	OEM			KIT 
REC21219723	21219723	D11A-D (IPS) D11A-C MP D11B2-A MP	REC21730344	REC723MINORKIT



REF	OEM			KIT 
REC3838207	3838207 865295	D12D-A, D-B, D-C, C-A, D-F, D-E, D-G	JAB17938-0001-P	REC207MINORKIT





REF	OEM			KIT 
REC22905150	22905150 3886848	D13B, C	JAB17938-0001-P	REC207MINORKIT



REF	OEM			KIT 
REC22905155	22905155 3589104	D16C-DMH, AMH, BMH, CMH, AMG	JAB17938-0001-P	REC207MINORKIT



SPRING	MUELLES	MOLLE	RESSORTS
			
		REF	OEM
AQ 90, 95, 100, 105, 110, 115, 120, 130, 165, 170, MB 18, 20, BB 30, 100, MD 31A (Old style   Versión antigua   versione vecchia   Version ancienne)		REC418737	418737
AQ 120B, 125, 131, 140, 145, 151, 230A, 250A		REC463739	463739
30, 31, 32, 40, 41, 42, 43		REC1545198	1545198
D4 D6		REC3581889	3581889

VALVE KEEPER	PISIONERO VÁLVULA	PISIONATORE DI VALVOLE	GOUPILLEUR DE SOUPAPE
			
		REF	OEM
AQ105, 115, 130, 165, 170, 120B, 125, 131, 140, 145, 151, 230A, 250A MB10A MD30, 40		REC419643	419643

CAP: INLET VALVE SPRING 350	TAPA MUELLE DE LA VALVULA	COPERCHIO MOLLA DELLA VALVOLA	COUVERCLE RESSORT DE SOUPAPE
			
		REF	OEM
MP0007-378	350	3853229 835400 855825	

POINTER: TIMING 350 PM	PUNTERO: SINCRONIZACIÓN 350 PM	PUNTATORE: SINCRONIZZAZIONE 350 PM	POINTEUR : SYNCHRONISATION 350 PM
			
		REF	OEM
MP0011-045		3853195 841038	

VALVES	VÁLVULAS	VALVOLE	SOUPAPES

EXHAUST VALVES	VÁLVULAS ESCAPE	VALVOLE SCARICO	SOUPAPES D'ÉCHAPPEMENT
			
		REF	OEM
REC13505	4.3V Et 5.7V 96>	3855808	
REC13501		3853127	
REC13502		841739, 856368	


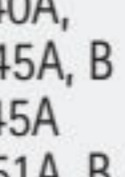
INTAKE VALVES	VÁLVULAS ADMISIÓN	VALVOLE ASPIRAZIONE	SOUPAPES D'ADMISSION
			
		REF	OEM
REC13504		3857879	
REC13506		841873	
REC13507		3855810	
REC13510		841873	

MANIFOLDS & ELBOWS	COLECTORES Y CODOS	COLLETTORE E GOMITI	COLLECTEURS ET COUDES



GAS ENGINE	MOTORES GASOLINA	MOTORI BENZINA	MOTEUR ESSENCE


MANIFOLDS	COLECTORES	COLLETTORE	COLLECTEURS
			
		REF	OEM
MAR870	3.0GPS, GSM, GLP, GLM	3858870	
HGE8870		3858871 3857450 3854045	



REF	OEM		KIT INCLUDE KIT INCLUIDO KIT INCLOSO KIT INCLUS
REC855387	230A, B 250A, B AQ120B AQ125A, B		
MAR387	855387 834438 AQ131A, B, C, D AQ140A BB140A, AQ145A, B BB145A AQ151A, B, C		✓



REF	OEM		KIT INCLUDE KIT INCLUIDO KIT INCLOSO KIT INCLUS
REC856883	AQ200D, F AQ211A AQ225D, E, F BB225 AQ231A, B BB231 AQ260A, B BB260		✓
MAR883	856883 855926 835804 BB261 AQ271A, B, C, D AQ290A AQ311A, B 500A, B 501A, B 570A 571A 572A		✓



REF	OEM		KIT INCLUDE KIT INCLUIDO KIT INCLOSO KIT INCLUS
MAR894 HGE6894	856894 856137 841676 430A, B 431A, B 432A 434A AQ205A AQ175A V6 (-1993)		





REF	OEM	
MAR499	3847499 3857656 3852338 3857678 4.3GL, GXI, GI, GS, OSI, V6-200-A V6-225-A V6 (1993+)	




REF	OEM		KIT INCLUDE KIT INCLUIDO KIT INCLOSO KIT INCLUS
MAR501	3847501 3857723 3852374 5.0GXI, OSI, GL, GI, GSI 5.7GI, GXI, GSI, GL, OSI, OSX V8-270, 300, 320		✓




REF	OEM	
BAOMC1-3852347	3852347 5.0 & 5.8 FIP, FLP, FLI, FSI (Base Ford 302/351)	



REF	OEM	
RM3861459	3861459 3852362	7.4GLP, GLI, GI, GSI, GL 8.2GLP, GLI, GSI (454/502)



REF	OEM		KIT INCLUDE KIT INCLUIDO KIT INCLUSO KIT INCLUS
HGE4532	824532	AQ115A, B BB115A, B, C AQ130A, B, C, D	✓
MAR532	834438, 855387		✓



REF	OEM		KIT INCLUDE KIT INCLUIDO KIT INCLUSO KIT INCLUS
MAR041	0986041		✓




EXHAUST TUBO SX      CUERNOS DE ESCAPE SX      CORNA DI SCARICO SX      CORNES D'ÉCHAPPEMENT SX

REF	OEM
RM3858873	3858873
	3850796
	3853915
	3855281
	3850794




ELBOW      CODO      GOMITO      COUDES

REF	OEM		KIT INCLUDE KIT INCLUIDO KIT INCLUSO KIT INCLUS
HGE5599	825599	AQ115A, B	✓
MAR599	825598	AQ130A, B, C, D	




REF	OEM	
BAOMC20-910380	3850799	3.0L MD



REF	OEM	
BAOMC-20-3862603	3863071	3.0GSP, GSM, GLP, GLM (1994-03)
	3857798	
	3856662	
	3851227	
	3856617	
	3857810	
	3857684	




REF	OEM	
MAR684	3588684	3.0GLM-C 3.0GLP-C, D, E, J, N (2003+)
	3588683	




REF	OEM	
RM831834-7	831834	AQ170B, C




REF	OEM	
MAR037 HGE7037	857037	430A, B 431A, B 432A 434A AQ205A AQ175A
	856895	
855380		




REF	OEM	
MAR061	3863061	V6 - V8 (1993+) 19.7 cm
	3861842	
	3856444	
	3855270	
	3854466	
	3857402	
	3862198	



REF	OEM	
MAR964	3889964	4.3GL, GXI, OSI V6-200, 225 25.7 cm (1993+)
REC3889964	3889965	




REF	OEM		
MAR627	3862627 3862904	V6 - V8 (1993+)	28.7 cm



REF	OEM		
REC3855271	3855271 3850913 3853568 3854428 3855269	5.0FIP 5.8FIP, FII, FSI	BABOR   PORT SINISTRA   GAUCHE
REC3855269	3853567 3854427		ESTRIBOR   STD DESTRA   DROITE



REF	OEM		KIT INCLUDE KIT INCLUIDO KIT INCLUSO KIT INCLUS
REC856891	856891	500, 501, 570, 572	✓
MAR891	855384	AQ200, 211, 225, 231, 260, 271, 290, 311 BB225, 231, 260, 261	




EXHAUST EXTENSOR

EXTENSORES DE ESCAPE

PROLUNGA SCARICO

COUDE D'ECHAPPEMENT

REF	OEM	
RM3854874	3854874	4.3GL, GXI, OSI, GS, GI



REF	OEM	
RM3863189	3863189	V6 - V8



RISER 6" (MAR061 & MAR501)

RISER 6" (MAR061 & MAR501)

RISER 6" (MAR061 E MAR501)

REHAUSSE 6" (MAR061 ER MAR501)

REF	OEM
REC3842853	3842853



RISER 3"

RISER 3"

RISER 3"

REHAUSSE 3"

REF	OEM
MAR621	3853621



MANIFOLDS & ELBOWS COLECTORES Y CODOS COLLETTORE E GOMITI COLLECTEURS ET COUDES



DIESEL ENGINE

MOTORES DIESEL

MOTORI DIESEL


MOTEUR DIESEL

ELBOW

CODO

GOMITO

COUDES

REF	OEM	
HGE5528	845528	TAMD40A, B AQAD40A, B TMD40B, C






Installed in elbow MAR261INOX or inverter MS3A/B  
Se instala en codo MAR261INOX o invector MS3A/B  
Installato nel gomito MAR261INOX o inverter MS3A/B  
A installer sur le coude MAR261INOX ou l'inverseur MS3A/B

REF	OEM			
MAR261	843217 845261	30 & 40 (without mount   Sin soporte   senza supporto   sans support)	RM843228	REC859011





REF	OEM			
MAR963	859963	31 & 41 (old model   antiguo   vecchio   Ancienne) TMD, TAMD, AQ, AD, MD	RM858955 CEF500530	REC842913





REF	OEM			
MAR289	861289 860656	32, 42, 43, 44, 300 31 & 41 (new   modernos   moderno   modernes) DS	RM860396	REC842913



REF	OEM		
MAR690	840690	2001, B, AG, BG 2002, B, AG, BG 2003, B	REC840902



REF	OEM		
MAR906 RM861906	861906 21190094	MD2010A, B, C, D MD2020A, B, C, D MD2030A, B, C, D MD2040C, D D1-13, 20, 30 D2-40	REC861907





REF	OEM		GASKET JUNTA CODO GUARNIZIONE JOINT DE COUDE	WATER GASKET JUNTA TUBO AGUA GUARNIZIONE TUBO ACQUA JOINT DU TUBE D'EAU
MAR583	833583	MD1, 2, 3, 11, 17	REC859015	REC859107





VOLVO

RECAMBIO  
MARINOS

REF	OEM		
MAR345	21424345 3589544 861574 859865	D2-50, 55 MD22	REC888596






REF	OEM		
MAR512	3582512 861413	Serie 31 & 41 MD22	REC859835 REC861414



REF	OEM			
MAR930	840930	2003T	REC859112	REC840933






**316 SS EXHAUST ELBOW** CODO ESCAPE INOX 316

REF	OEM			
MAR701INOX	3884701 3583856	D4 (180-300)	REC3584167	REC969415






**GOMITO DI SCARICO** COUDE D'ÉCHAPPEMENT EN INOX 316

REF	OEM			
MAR963INOX	859963	31 & 41 (without mount   Sin soporte   senza supporto   sans support)	RM858955	REC842913




REF	OEM			
MAR847INOX	22948847 22671214 21700014 3583902	D6 (280-435)	REC3584168	REC969415


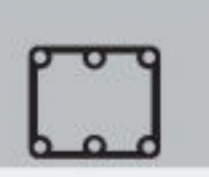



REF	OEM			
MAR289INOX SED3091200	861289 860656	KAD32P D5 31, 41, 42, 43, 44, 300	RM860396	REC842913



REF	OEM	
SED3091400	3830988 3826841 865545 3829668	TAMD63 P-A D71, 72, 73, 74, 7A, 7C TAMD73 P-A, 61, 103




REF	OEM			
SED3091600	21684825 3841510 22948844 3587159 22671213	D6 AQ & IPS	REC3584168	REC969415



REF	OEM			
MAR261INOX	845261	30 & 40 (without mount   Sin soporte   senza supporto   sans support)	RM843228	REC859011



REF	OEM		
MAR906INOX	861906 21190094	MD2010, 2020, 2030, 2040 D1-13, -20, -30 D2-40	REC861907



### CONNECTOR FOR ELBOW

### PIPA CONEXIÓN PARA CODOS

### INNESTI PER GOMITI

### PIPE DE COUDE D'ÉCHAPPEMENT

REF	OEM	ELBOW CODO GOMITO COUDE	
REC859836	859836 3587410	MAR345 MAR512	REC859835



REF	OEM	ELBOW CODO GOMITO COUDE
REC21450768	21450768 3819016 3583915	D4 & D6

O-ring included  
Incluye Tórica  
Include O-ring  
Comprend un joint torique




### EXHAUST CLAMP

### ABRAZADERA ESCAPE


### FASCETTA SCARICO

### COLLIER D'ÉCHAPPEMENT

REF	OEM	
RM21325765	21325765 842993	30, 31, 32, 40, 41, 42, 43, 44, 300, D4



REF	OEM	
REC21325767	21325767 3807212 3838942 865013	D4-300D D6, D7 D103, D61, D62, D63, D71, D742, D73, D74, D75



REF	OEM	
REC840933	840933	2003T



### EXHAUST BELLOW KIT

### FUELLES ESCAPE

### SOFFIETTI DI SCARICO

### SOUFFLET D'ÉCHAPPEMENT

REF	OEM	
REC876631	876631 875848	AQ 200, 250, 270, 275, 280, 280DP, 290, 290DP SP-A, A/MT, A1, A2, C DP-A, A1, A2, B, C, D, X

With metallic protection, w/o valve.  
Con protección metálica. Sin válvula.  
Con protezione metallica. Senza valvola.  
Avec protection métallique. Sans valve.



REF	OEM	
REC3850426	3850426	SX-S, C1, C2, R, R1, R2, M, M1 DP-SM



REF	OEM	
REC876633	876633	AQ 280, 280T, 280PT, 280DP SP-A DP-A, A1, A2, B, C, D, X

With metallic protection, with valve.  
Con protección metálica. Con válvula.  
Con protezione metallica. Con valvola.  
Avec protection métallique. Avec valve.



REF	OEM	
REC3888916	3888916	SX-A DPS-A, B



### REPAIR KIT EXHAUST TUBE

### KIT REPARACIÓN TUBO ESCAPE

### KIT RIPARAZIONE SCARICO

### KIT REPARATION POUR CORNE D'ÉCHAPPEMENT

REF	OEM	
RM3581114	3581114	3.5"
RM3581115	3581115	4"



TURBO

TURBO

TURBINE

TURBO

TURBO

TURBO

TURBINE

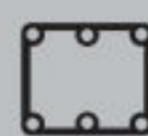
TURBO



TURBO

REF

OEM



4LH-HTE  
4LH-TE

MY58

REC119171-18010

119171-18010

REC128300-13230



4LH-DTE

53269886292

REC119173-18011

119173-18011



4JH3-T

MYCZ

REC129671-18001

129671-18001

REC129472-18090



4LH-STE

MYAV

REC119195-18031

119195-18031

REC128300-13230



4LHA-DTZE  
4LHA-DTE  
4LHA-DTP

MYDH

REC119173-18041

119173-18041

REC128300-13230



	TURBO	REF	OEM	
4LH-HTE	MYBF	REC119172-18011	119172-18011	REC128300-13230
4JH-TE	MY29	REC129497-18000	129497-18000	REC129472-18090
4JH-DTE	MY34	REC129473-18000	129473-18000	REC129472-18090
4LHA-STP 4LHA-STE	MYDA	REC119175-18031	119175-18031	REC128300-13230
4LHA-HTE	MYDN	REC119172-18030	119172-18030	REC128300-13230



	TURBO	REF	OEM	
4JH-HTE, DTE 4JH2-HTE	MYBD, MYBDE	REC129474-18001	129474-18001	REC129472-18090
4JH3-DTE, DT, DTZ, DTZAY, DTZA, HTE	MYBG, MYBGE	REC129693-18001	129693-18001 129693-18000	REC129472-18090
6LP-DTE, DTZE, WDTZY, WST, WSTZY, WDT, DT 6LPA-DTEP, DTZEP, DTZEP1	MYAX	REC119773-18010	119773-18010	REC128300-13230
6LP- STE, STZE, STZY, STZE1, STZYJ 6LPA-STE, STZE, STZEP1	MYBHE	REC119775-18010	119775-18010	REC128300-13230
6LY3-STC, ETP, UTC, UTP, STP 6LY400 CN/ 6LY440CN	MYEM	REC119578-18010	119578-18010	
6LYA-STE(P), STP	MYDW	REC119574-18020	119574-18020	



SENSORS	SENSORES	SENSORE	CAPTEURS
---------	----------	---------	----------

WATER TEMPERATURE SENDER	SENSOR TEMPERATURA AGUA	SENSORE TEMPERATURA ACQUA	SONDE TEMPERATURE DE L'EAU
--------------------------	-------------------------	---------------------------	----------------------------

REF	OEM	
REC127610-91350	127610-91350	2GM20F 2GMF-YEU 3GM30F, F-YEU, 3HMF 3JH25A 3JH2, E, L, -TCE 3JH3 4CH-DT 4JH, -TZ 4JH2E, -DTE, -HTE, -TE, -UTE 4JHA-DTE 4LHA-DTP, -DTZE, -DTZP, -HTE, -HTP, -HTZE, -HTZP, -STE, -STP, -STZE, -STZP 4LH-DTE, -DTZ, -HT, -HTE, -HTZ, -HTZAY, -ST, -STE, -STZ, -STZAY, -TE 6CX-ETE, M-ETE, 6GHA-ET, -ST, -STE 6GHAK-ST1, 6GHAM-STE 6GHD-ST 6KHL-ST 6LPA-DTP, -STP, -STZ 6LP-DT, -DTE, -DTZE, -DTZY, -ST, -STE, -STZE, -STZY, WDT, -WDTZY 6LY2-ST, -WDT, -WDTZY, -WST 6LY2A-STE, -STP, -UTP 6LY2M-WDT, -WST 6LYA-STE, -STP, -UTE 6LYM-UTE, -STE 6LY-ST, -STE, -STM, -STZY, -UT, -UTE, -UTM, -UTZY, -WST, -WSTZY, -WUT, -WUTZY



REF	OEM	
REC128275-91340	128275-91340	1GM, L, Y-C 1GM10 2GM20, -YEU 2GM, LP, SZK 3GM30 3HM 3HM35



REF	OEM	
REC120130-91370	120130-91370	3JH4E 3JH5AE, E 4JH3-DTE, -HTE, -TE 4JH4AE 4JH5E 4JHE 4JH-HTE, -HTZ, -HTZAE, -TE



STARTERS	MOTORES DE ARRANQUE	MOTORINI AVVIAMENTO	DÉMARREUR
----------	---------------------	---------------------	-----------

REF	OEM	⚡	☀️	
REC124250-77012	124250-77012 129573-77010 171008-77010 171006-77010 121256-77011 124450-77011 124772-77010 124772-77020	12V 1.4 kW	15 BENDIX	3HM, F 3HM35 3JH2, E, L, TCE 3JH25A 3JH3 4JH, E, -HTE, -HTZ, -HTZAE, -TE, -TZ, -DTE 4JH2-DTE, E, -HTE, -TE, -UTE 4JH3-DTE, -HTE, -TE



REF	OEM	⚡	☀️	🔧
REC128170-77010	128170-77010 128170-77010D	12V 1.0 kW	9 BENDIX	1GM 2GM20F, F-YEU, -YEU 3GM30, F, F-YEU



REF	OEM	⚡	☀️	🔧
REC114362-77011	114362-77011 114362-77010 114361-77011 114399-77010	12V 0.8 kW	8 BENDIX	L40S L60S



REF	OEM	⚡	☀️	🔧
REC129698-77010	129698-77010 129608-77010 129242-77010 121370-77010	12V 1.4 kW	11 BENDIX	1GM10 2GM20 3JH3, E-YEU-E, E 3QM 3QM30, F, H 2QM20



REF	OEM	⚡	☀️	🔧
REC119773-77010	119773-77010	12V 2.5 kW	12 BENDIX	6LPA-DTP, -DTZP, -STP, -STZ 6LP-DT, , -DTE, -DTZE, -DTZY, -ST, -STE, -STZE, -STZY, -WDT, -WDTZY



REF	OEM	⚡	☀️	🔧
REC121254-77012	121254-77010 121254-77011 121254-77012 121254-77019 129429-77010 129429-77011 171058-77010	12V 2.5 kW	15 BENDIX	4LHA-DTE, -DTP, -DTZE, -DTZP, -HTE, -HTP, -HTZE, -HTZP, -STE, -STP, -STZE, -STZP 4LH-DTE, -DTZ, -HT, -HTE, -HTZ, -HTZAY, -ST, -STE, -STZ, -STZAY, -TE, -UT, -UTZ, -UTZAY



REF	OEM	⚡	☀️	🔧
REC104211-77011	104211-77011 104211-77010	12V 1.0 kW	9 BENDIX	SB8 SVE8 YSE8 YSM8 YSM10 YSE10 SVE12 SB12



ALTERNATORS

ALTERNADORES

ALTERNATORI

ALTERNATEURS

ALTERNATORS

ALTERNADORES

ALTERNATORI

ALTERNATEUR

REF	OEM	⚡	☪	REG.
REC119836-77201	119836-77200	12V 40 A	☪	INTERNAL
	119836-77201			INTERNO
	119612-77230			INTERNO
	129930-77211			INTERNE

Type Hitachi  
 Tipo Hitachi  
 Scrivi Hitachi  
 Type Hitachi



REF	OEM	⚡	☪	REG.
REC119573-77201	119573-77200 119573-77201 129470-77200 129772-77200	12V 80 A	☪	INTERNAL
				INTERNO
				INTERNO
				INTERNE
				SIMPLE
				SIMPLE
				SEMPLICE
				SIMPLE
				2GM20, F, F-YEU, -YEU
				3JH4E
				3JH5AE, E
				3YM20
				4JH2-DTE, E, -HTE, -TE, -UTE
				4JH3-DTE, -HTE, -TE
				4JH4E, AE
4JH5E				
4JH-DTE, E, -HTE				
4LHA-DTE, -DTP, -DTZE, -DTZP, -HTE, -HTP, -HTZE, -HTZP, -STE, -STP, -STZE, -STZP				
4LH-DTE, -DTZ, -HT, -HTE, -HTZ, -HTZAY, -ST, -STE, -STZ, -STZAY, -TE, -UT, -UTZ, -UTZAY				
6LY-STE, -STM, -STZY, -UT, UTE, -UTM, -UTZY				
6LYA-STE, -STP, -UTE				
6LYM-UTE, -STE				



REF	OEM	⚡	☪	REG.
REC128270-77200	128270-77200 128270-77201 128270-77202 128171-77200	12V 35 A	☪	INTERNAL
				INTERNO
				INTERNO
				INTERNE
				SIMPLE
				SIMPLE
				SEMPLICE
				SIMPLE
				1GM10
				1GML, Y-C
2GM20				
2GMMLP, SZH				
3HM, F				
3JH2, E, L, -TCE				
3JH25A				
3JH3				
4JH, -HTZ, -HTZAE, -TE, -TZ				



REF	OEM	⚡	☪	REG.
REC119773-77201	119773-77200 119773-77201	12V 80 A	☪	INTERNAL
				INTERNO
				INTERNO
				INTERNE
				DOUBLE
DOBLE				
DOPPIA				
DOUBLE				
6LPA-DTP, -DTZP, -STP, -STZ				
6LP-DT, -DTE, -DTZE, -DTZY, -ST, -STE, -STZE, -STZY, -WDT, -WDTZY, -WST, -WSTZY, -DTZE1, -STZE1				
6LPA-STP2, -STZP2, -STZP3, -DTZEP1, -STZEP1, -STZYJ				

Type Nippondenso.  
 Tipo Nippondenso.  
 Tipo Nippondenso.  
 Type Nippondenso




**THERMOSTATO HOUSING, GASKET**

**JUNTAS CUERPO DE TERMOSTATO**

**GUARNIZIONE CORPO TERMOSTATO**

**JOINT CORS DE THERMOSTAT**

REF	OEM	
REC121450-44411	121450-44411 121450-44410	1GM, L, Y-C 1GM10 2GM20, F, F-YEU, -YEU 2GM, LP 3GMD, F 3GM30, F, F-YEU




**THERMOSTATO COVER, GASKET**


**JUNTAS TAPA DE TERMOSTATO**

**GUARNIZIONE COPERCHIO TERMOSTATO**


**JOINT COUVERCLE DE THERMOSTAT**

REF	OEM	
REC104211-49160	104211-49160	1GM, L, Y-C 1GM10 2GM20, F, F-YEU, -YEU 2GM, LP 3GMD, F 3GM30, F, F-YEU



REF	OEM	
REC129350-49541	129350-49541 129350-49540	2GMLP



REF	OEM	
REC129795-49551	129795-49551	3JH 4JH




**THERMOSTATO GASKET**

**JUNTAS DE TERMOSTATO**

**GUARNIZIONE TERMOSTATO**

**JOINT DE THERMOSTAT**


REF	OEM
REC119578-49110	119578-49110



REF	OEM
REC129150-49811	129150-49811



REF	OEM
REC119593-49291	119593-49291



REF	OEM
REC119773-49570	119773-49570



REF	OEM
REC24321-000700	24321-000700



REF	OEM
REC121850-49550	121850-49550



REF	OEM
REC128400-49541	128400-49541



**RAW MARINE WATER PUMPS**

**BOMBAS ASPIRACIÓN AGUA MARINA**

**POMPE ASPIRAZIONE ACQUA MARINA**



**POMPE D'EAU MARINE**

**WATER PUMPS**




**BOMBAS DE AGUA**

**POMPE ACQUA**

**POMPE D'EAU**

REF	OEM		REF. JOHNSON	
REC119574-42502	119574-42502 119574-42501 119574-42500	6LY2-ST, -STVY, -STE, -WST, -WDT, -WDTZY 6LY2A-STP, -UTP 6LYA-STP, -STE, -UTE 6LY2M-WDT, -WST	10-13170-01	REC119574-42550





REF	OEM		REF. JOHNSON		
REC129271-42502	129271-42502 129271-42501 129271-42500	3JH4E 3JH5A, AE, E 3JH40 4JH4AE, E 4JH5E 4JH80 4JH110 4JH45 4JH57	10-13328-03	REC21213660	REC129150-01881






REF	OEM		REF. JOHNSON		
REC128397-42500	128397-42500 128377-42500 121575-42200 128990-42510	2GM20-YEU, C-YEU, F-YEU, FC-YEU 3GM30-YEU, C-YEU, F-YEU, FC-YEU 2YM15 3YM20 3YM30	10-1333701 10-24509-01	REC653-0001	1/2"





REF	OEM		
REC728270-42002	128270-42000 128270-42001 128270-42002	2GM, F, L, YE-EC 2GM20, VE, B, C 2GMZ 3GTM 3GMF, LE 3HM, F 3GM30, VE, B, C	CEF500100GX





REF	OEM		REF. JOHNSON		
REC129670-42513	129670-42513 129670-42512 429670-42511 429670-42510 129670-42500 129670-42501 129670-42502	3JH3E, -EPA, CE, E-YEU-E 3JH4E 4JH3E, CE, CE1, -TE, -TCE, -HTE, -DTE 4JH4E, -TE, -HTE, -HTE-1	10-13328-04	REC21213660	REC129150-01881



REF	OEM		REF. JOHNSON	
REC119578-42501	119578-42501 119578-42500	6LPY3-ETP 6LY3-STP, -UTP, -STC, -UTC, -ETP-24, -STP-24, -UTP-24, -STC-24, -UTC-24	10-1286-01	CEF500162G



REF	OEM		REF. JOHNSON	
REC119773-42502	119773-42502 119773-42501 119773-42650 119773-42651 119773-42652	6LP-DTE, -STE, -DTE, -DT, -ST, -WDT, -WST 6LPA-DTE, -DTP, -STE, -STP, -STP2 The following models need the old water intake: Los modelos siguientes necesitan las tomas antiguas: I seguenti modelli richiedono i vecchi entrata d'acqua: Les modèles suivants nécessitent les anciennes douilles: 6LP-DTZE, -STZE, -DTZY, -STZY, -STZYJ 6LPA-STZP, -DTZP1, -STZE, -STZEP1, -STZP2, -STZP3	10-24493-01	REC13554-0001







# EXHAUST & INTAKE SYSTEM





## SISTEMA DE ESCAPE Y ADMISIÓN





### SISTEMA DI SCARICO E ASPIRAZIONE

### SYSTEME D'ÉCHAPPEMENT ET D'ADMISSION

ELBOWS	CODOS	GOMITI	COUDES
--------	-------	--------	--------





REF	OEM			RACOR PIPA RACORDO RACORD 	
MAR3520		1GM, 1GM10			
		2GM20F, FVE, F-YEU, FC-YEU			
	104214-13531	2GMFYE, FL			
	104214-13521	3GM, F, FY-E, FYE-E, FLE			
	104070-13520	3GMD			
	128370-13600	3HM	REC128370-13201	3/8"	2"
	128990-13520	3GM30, VE, B, C, -YEU, C-YEU, F-YEU, FC-YEU			
	127070-13520	3HM35, C 3YM20 3YM30, AE			

REF	OEM				
MAR129792-13552INOX	129792-13552	4JH-TZ, -TZA, -HTZ, -HTZA, -HTZY, -DTZ, -DTZP, -DTZA, -DTZY, -TZAE, -HTZAE, -TE, -TZ, -TZA, -TZAY, -TZ1, -TZ2			
	129792-13551				
	129792-13550	4JH2-TE, -HTE, -DTE, -UTE, -ETB, -DTZ	REC129472-13520	1"	3"
	129671-13551	4JH3-T, -T1, -TZA, -TZAY, -HTZ1, -HTZA, -HTZY1, -HTZAY			
	129579-13551				

REF	OEM				
MAR13561INOX		3JH2			
	129470-13561	3JH3, E			
	129470-13560	3JH5E			
	129670-13560	4JH2E, CE, TE, -DTE	REC129472-18090	1"	3"
	129670-13561	4JH3, E 4JHE			




REF	OEM			
MAR13200KIT	724770-13200	2QM		


SS ELBOW	CODO ESCAPE INOX	GOMITO SCARICO INOSS	COUDE D'ÉCHAPPEMENT INOX
----------	------------------	----------------------	--------------------------




REF	OEM				
MAR119181-13500INOX	119181-13500	4LH-STE	REC119171-13510	1-1/4"	4"


YANMAR

RECAMBIOS MARINOS

REF	OEM			
MAR119173-13501INOX	119173-13501	4LHA-HTE (150 HP), -DTE (190 HP), -STE (230 HP), -HTP/-STP/-ST2P (240 HP)	1-1/4"	3-1/2"








REF	OEM			
MAR119773-13501INOX SED3092500	119773-13501 119773-13500	4LH-STE, -YA, -HTP, -DTP, -STP 4LHA-THE, -DTE, -HTP, -DTP 6LP-DTE, -STE 6LPA-STP, -DTP 8LV	1-1/4" BSPT THREAD INLET	4"








REF	OEM				
MAR119171-13490INOX	119171-13490	4LH SERIES/-HTZ, -HTZAY, -HTE, -TE	REC119171-13510	1-1/4"	3-1/2"







REF	OEM				
MAR119171-13530INOX	119171-13530	4LH SERIES/-DTE, -HTE, -TE, -DTZ	REC119171-13510	1-1/4"	3-1/2"



REF	OEM				
MAR119174-13501INOX	119174-13501	4LH SERIES/-UTZ, UTZAY, STZ, STZAY, STE, WST, WSTZAY	REC119171-13510	1-1/4"	4"



REF	OEM			
MAR119574-13530INOX	119574-13530	6LY SERIES/ 3-ETP, A-UTE(P), A-STE(P), A-STP, 2A-STP, 2-STE	1-1/2"	5"



REF	OEM				
MAR119588-13501INOX	119588-13501	6LY SERIES/ -UTM, UTZY, WUTZY, -STE, M-UTE, M-STE		1-1/2"	5"



REF	OEM				
MAR128370-13550INOX	128370-13550	3GM30 SERIES/ VE, B,C/ 3HM35, C			2"



REF	OEM				
MAR128890-13530INOX	128890-13530	2YM15/ 2GM20F, FC-YEU/3YM20, 30, 30AE, 3GM-30FC-YEU	REC128370-13201	7/8"	2"



REF	OEM				
MAR129470-13550INOX	129470-13550	3JH2BE, CE, E/ 4JH2CE	REC129472-18090	1"	2"



REF	OEM				
MAR129671-13552INOX	129671-13552	4JH4-HTE1,-HTE / 4JH3-HTE,-DTE / 4JF57 / 4JH80 / 4JH110	REC129472-13520	1"	3"

